



2020-2021 IUPUI BASKETBALL GAME NOTES

IUPUI

SCHEDULE/RESULTS

(3-6, 2-6 HORIZON)

Date	Opponent	Result/Time
Dec. 12	Tennessee State (ESPN3)	W, 69-66
Jan. 1	*Cleveland State (ESPN+)	L, 62-65
Jan. 2	*Cleveland State (ESPN+)	L, 49-59
Jan. 8	*at Milwaukee (ESPN3)	L, 70-94
Jan. 9	*at Milwaukee (ESPN3)	L, 63-71
Jan. 15	*at Northern Ky. (ESPN3)	W, 74-69
Jan. 16	*at Northern Ky. (ESPN3)	W, 65-63
Jan. 22	*Wright State (ESPN3)	L, 65-95
Jan. 23	*Wright State (ESPN3)	L, 72-100
Jan. 29	*Milwaukee (ESPN3)	6 pm
Jan. 30	*Milwaukee (ESPN3)	3 pm
Feb. 5	*at Green Bay (ESPN3)	7 pm
Feb. 6	*at Green Bay (ESPN3)	5 pm
Feb. 12	*UIC (ESPN+)	12 pm
Feb. 13	*UIC (ESPN+)	12 pm
Feb. 19	*at Youngstown State (ESPN3)	5 pm
Feb. 20	*at Youngstown State (ESPN3)	5 pm
Feb. 25	HL Tournament - 1st Rd.	7 pm
Mar. 2	HL Tournament - Quarterfinals	7 pm
Mar. 8	HL Tournament - Semifinals	tba
Mar. 9	HL Tournament - Championship	tba

home games listed in **bold**

* denotes Horizon League games

& denotes Horizon League Tournament games

(quarterfinals on campus sites / semis and finals in Indy)

'03 NCAA TOURNAMENT, 2010 CBI, 2019 CIT

IUPUI (3-6, 2-6 HL) vs. MILWAUKEE (6-5, 5-4 HL)

January 29 & 30, 2021 | Indianapolis, Ind. | Indiana Farmers Coliseum (6,800)


STAT BREAKDOWN

IUPUI		Milwaukee
65.4 / 75.8	PPG / Opp. PPG	72.5 / 70.2
-10.3	Scoring Margin	+2.3
.407 / .497	FG% / Opp. FG%	.428 / .451
31.0 (-7.2)	RPG (Margin)	34.9 (-0.6)
.314 / .343	3FG% / Opp. 3FG%	.312 / .378
.644	FT%	.752
12.4	Assists/G	12.7
14.6 (+1.0)	TO/G (Margin)	11.6 (+2.8)
290 / 295 / 301	NET / KenPom / BPI	208 / 222 / 202

SERIES BREAKDOWN

Overall:	5-9
Rimm vs. MKE	0-4
in Milwaukee:	2-7
at IUPUI:	3-2
neutral:	0-0
Last Meeting:	Jan. 9, 2021 in Milwaukee
Outcome:	Milwaukee 71, IUPUI 63
Streak:	MKE has won 4 (and 5-of-6)

THE JAGUARS



PROBABLE STARTERS (based on last game)

No.	Name	Yr.	Pos.	Ht.	Hometown	PPG	RPG	APG	FG%	3FG%	FT%
0	Jaylen Minnett	Sr.	G	6-1	Terre Haute, Ind.	13.8	2.0	2.4	.386	.327	.875
5	Nathan McClure	So.	G	6-4	Houston, Texas	2.1	2.2	0.9	.250	.143	.500
10	Mike DePersia	So.	G	5-11	Cherry Hill, N.J.	4.4	2.0	3.6	.387	.385	.647
14	Marcus Burk	Sr.	G	6-3	Indianapolis, Ind.	19.0	3.0	1.4	.478	.358	.741
32	Elyjah Goss	Sr.	F	6-7	Bolingbrook, Ill.	7.4	9.8	0.8	.439	.000	.607

OFF THE BENCH

2	Bobby Harvey	Jr.	G	6-3	Chicago, Ill.	6.6	2.8	0.1	.368	.324	.545
4	Bakari LaStrap	Fr.	G	6-0	Houston, Texas	4.1	2.0	2.0	.371	.286	.600
12	Azariah Seay	Jr.	G	6-4	Montgomery, Ala.	7.0	1.7	0.8	.456	.280	.571
15	Amrit Dhaliwal	So.	G	6-0	Modesto, Calif.	---	---	---	---	---	---
20	Sawyer Stoltz	So.	F	6-9	Huntington, Ind.	0.0	0.8	0.4	.000	---	.000
23	Dimitri Georgiadis	Jr.	F	6-9	Richmond, Va.	0.3	0.6	0.0	.000	---	1.000
24	Jonah Carrasco	Jr.	F	6-9	Wichita, Kan.	0.4	0.4	0.0	.500	---	.000
33	Dimitar Pandev	Jr.	F	6-10	Strumica, Macedonia	1.6	1.9	0.6	.235	.250	.333
50	Acton Shirley	Jr.	C	7-0	Zebulon, Ga.	0.9	0.3	0.1	.429	---	---

QUICK HITTERS

- IUPUI looks to get back to winning ways after being swept by preseason favorite Wright State last weekend. WSU looked every bit the top team in the league, beating the Jaguars by 30 (95-65) and 28 (100-72) in back-to-back games.
- Senior **Marcus Burk** is on a tear, averaging 24.0 points over his past four ballgames, which includes his having to miss the opening half of the first game of the WSU series to COVID-19 protocols. More impressive has been his efficiency as he's hit 58.5 percent (38-of-65) attempts from the field and 58 percent (11-of-19) from three-point range during that span. Burk has since climbed to No. 3 in the Horizon League in scoring (19.0 ppg) and No. 7 in field goal percentage (47.8%).
- IUPUI is 8-3 under head coach Byron Rimm when holding opponents to 69 points or fewer.
- Senior **Elyjah Goss** will likely close this two-game series as IUPUI's all-time leading rebounder. Goss enters the two-game set with 759 career rebounds, trailing the program's all-time leader, Don Carlisle, by 10 boards. For the year, Goss ranks No. 2 in the Horizon League in rebounding (9.8 rpg) and is tops in the league in defensive boards (7.44 rpg). Goss already holds IUPUI's single-game (21 reb) and single-season (369 last season) records for rebounding.
- The Horizon League announced the postseason tournament format on Thursday as the first round (seeds 5-12) will be played on campus sites on Thursday, Feb. 25, followed by the quarterfinals round on campus sites on Tuesday, Mar. 2. The semifinals and championship game will return to Indianapolis in 2021 at Indiana Farmers Coliseum.
- Through nine games, IUPUI has had eight different players start at least one game with sophomore **Nathan McClure** being the most recent addition to the Jaguars' starting five, just prior to the Northern Kentucky series. Goss and sophomore Mike DePersia are the only players to have started all nine games so far this season.

MEDIA COVERAGE

TV: ESPN3

Greg Rakestraw (xpx); Bob Lovell (analyst)

Video Stream: ESPN3

Live Stats: IUPUIJags.com

Twitter: @IUPUIJaguars / @IUPUIMensBball

MBB CONTACT

Ed Holdaway - IUPUI Assistant AD

Email: eholdawa@iupui.edu

Twitter: @EdHoldaway

Cell: 317-908-2645

2020-2021 ROSTER

NUMERIC ROSTER

##	Name	Pos.	Ht.	Wt.	Yr.	Hometown/High School (Previous)
0	Jaylen Minnett	G	6-1	180	Sr.	Terre Haute, Ind./Terre Haute South
2	Bobby Harvey	G	6-3	200	Jr.	Chicago, Ill./Hillcrest (Wabash Valley [Ill.] College)
4	Bakari LaStrap	G	6-0	170	Fr.	Houston, Texas/The Woodlands Christian Academy
5	Nathan McClure	G	6-4	175	So.	Houston, Texas/Concordia Lutheran (State Fair [Mo.] CC)
10	Mike DePersia	G	5-11	170	So.	Cherry Hill, N.J./Haddonfield Memorial
12	Azariah Seay	G	6-4	195	Jr.	Montgomery, Ala./Robert E. Lee (Blinn [Texas] College)
14	Marcus Burk	G	6-3	195	Sr.	Indianapolis, Ind./Franklin Central (Campbell)
15	Amrit Dhaliwal	G	6-0	175	So.	Modesto, Calif./Central Catholic (Modesto [Calif.] CC)
20	Sawyer Stoltz	F	6-9	200	So.	Huntington, Ind./Huntington North
23	Dimitri Georgiadis	F	6-9	245	Jr.	Richmond, Va./Benedictine College Prep. (State Fair [Mo.] CC)
24	Jonah Carrasco	F	6-9	220	Jr.	Wichita, Kan./Wichita North (Otero [Colo.] JC)
32	Elyjah Goss	F	6-7	215	Sr.	Bolingbrook, Ill./Plainfield East
33	Dimitar Pandev	F	6-10	225	Jr.	Strumica, Macedonia/The Skill Factory (Ga.) (Clarendon College)
50	Acton Shirley	C	7-0	260	Jr.	Zebulon, Ga./Pike County (Saddleback [Calif.] College)

ROSTER BREAKDOWNS

BY CLASS-

Freshmen: 1

Juniors: 6

Sophomores: 4

Seniors: 3

BY PRIMARY POSITION-

Guards: 8

Centers: 1

Forwards: 5

BY HOME STATE/COUNTRY-

Indiana: 3

Illinois/Texas: 2

Alabama/California/Georgia/Kansas/

New Jersey/Virginia/Macedonia: 1

PRONUNCIATION GUIDE

Jonah **CARRASCO** (cuH-RASS-ko)

AMRIT (AM-rit) **DHALIWAL** (DOLL-ee-woll)

Dimitri **GEORGIADIS** (jor-gee-ODD-diss)

ELYJAH (same as Elijah) Goss

Jaylen **MINNETT** (min-NET)

DIMITAR (DIM-ee-tar) **PANDEV** (PAN-dev)

AZARIAH (AZ-uh-rye-uh) **SEAY** (SAY)

Isaac **LOCHLE** (LOCK-lee)

RADIO / TV ROSTER



#0 - JAYLEN MINNETT
6-1 // Sr. // G
Terre Haute, Ind.
Sports Management




#2 - BOBBY HARVEY
6-3 // Jr. // G
Chicago, Ill.
General Studies



#4 - BAKARI LaSTRAP
6-0 // Fr. // G
Houston, Texas
Undeclared




#5 - NATHAN McCLURE
6-4 // Soph. // G
Houston, Texas
General Studies



#10 - MIKE DePERSIA
5-11 // Soph. // G
Cherry Hill, N.J.
Finance



#12 - AZARIAH SEAY
6-4 // Jr. // G
Montgomery, Ala.
General Studies



#14 - MARCUS BURK
6-3 // Sr. // G
Indianapolis, Ind.
General Studies



#15 - AMRIT DHALIWAL
6-0 // Soph. // G
Modesto, Calif.
Political Science



#20 - SAWYER STOLTZ
6-9 // Fr. // F
Huntington, Ind.
Undeclared



#23 - DIMITRI GEORGIADIS
6-9 // Jr. // F
Richmond, Va.
Communication Studies



#24 - JONAH CARRASCO
6-9 // Jr. // F
Wichita, Kan.
General Studies



#32 - ELYJAH GOSS
6-7 // Jr. // F
Bolingbrook, Ill.
Nutrition/Sport Tourism Cert.

Head Coach: Byron Rimm II, 2nd season (3rd year at IUPUI)

Assistant Coach: Matt Dunn, 3rd season

Assistant Coach: Isaac Loechle, 3rd season

Assistant Coach: Aaron Evans, 1st season

Strength & Conditioning Coach: Jason Quarles, 7th season

Athletic Trainer: Joseph Medel, 2nd season



BYRON RIMM II
Head Coach
2nd season



#33 - DIMITAR PANDEV
6-10 // Jr. // F
Strumica, Macedonia
General Studies



#50 - ACTON SHIRLEY
7-0 // Jr. // C
Zebulon, Ga.
General Studies

POLLS

ASSOCIATED PRESS

Week 10 - Jan. 25

Rank Team (1st)

1.	Gonzaga (61)
2.	Baylor (3)
3.	Villanova
4.	Michigan
5.	Texas
6.	Houston
7.	Iowa
8.	Virginia
9.	Alabama
10.	Texas Tech
11.	West Virginia
12.	Missouri
13.	Ohio State
14.	Wisconsin
15.	Kansas
16.	Florida State
17.	Creighton
18.	Tennessee
19.	Illinois
20.	Virginia Tech
21.	Minnesota
22.	Saint Louis
23.	UCLA
24.	Oklahoma
25.	Louisville

COACHES

Week 10 - Jan. 25

Rank Team (1st)

1.	Gonzaga (29)
2.	Baylor (3)
3.	Villanova
4.	Michigan
5.	Texas
6.	Houston
7.	Iowa
8.	Alabama
9.	Virginia
10.	Texas Tech
11.	West Virginia
12.	Missouri
13.	Wisconsin
14.	Creighton
15.	Ohio State
16.	Florida State
17.	Tennessee
18.	Kansas
19.	Virginia Tech
20.	Minnesota
21.	UCLA
22.	Illinois
23.	Louisville
24.	Saint Louis
25.	Oregon

MID-MAJOR TOP 25

January 25

Rk	Team (1st)	Record	Pts.	Prev.	Conf.
1	Gonzaga (31)	15-0	775	1	West Coast
2	Winthrop	15-0	698	2	Big South
3	Drake	13-0	690	3	Missouri Valley
4	Belmont	16-1	640	5	Ohio Valley
5	BYU	13-3	634	6	West Coast
6	Loyola Chicago	13-3	608	8	Missouri Valley
7	Furman	10-5	508	4	Southern
8	Toledo	13-4	506	13	Mid-American
9	Liberty	12-5	479	9	ASUN
10	South Dakota State	10-3	478	10	Summit
11	Missouri State	9-1	427	11	Missouri Valley
12	Eastern Kentucky	13-2	413	14	Ohio Valley
13	Georgia State	8-4	341	7	Sun Belt
14	Sam Houston	12-5	335	19	Southland
15	Abilene Christian	12-3	333	12	Southland
16	Saint Mary's	11-5	323	16	West Coast
17	Wright State	11-4	213	18	Horizon
18	Southern Utah	11-3	189	17	Big Sky
19	Texas State	11-4	161	21	Sun Belt
20	Coastal Carolina	11-3	148	23	Sun Belt
21	Louisiana	11-4	147	25	Sun Belt
22	Wofford	9-4	129	NR	Southern
23	Siena	7-1	99	22	Metro Atlantic
24	Bowling Green	10-5	98	15	Mid-American
25	Appalachian State	12-5	84	NR	Sun Belt

HORIZON LEAGUE PRESEASON POLLS

Pl. School (1st-place) - Votes

1.	Wright State (37) - 517
2.	Youngstown State (3) - 423
3.	Northern Kentucky (4) - 413
4.	Robert Morris - 345
5.	UIC - 312
6.	Oakland - 288
7.	Cleveland State - 283
8.	Green Bay - 253
9.	Detroit Mercy - 185
10.	Milwaukee - 172
11.	Purdue Fort Wayne - 127
12.	IUPUI - 114

Preseason POTY: Loudon Love, Wright State

First Team (alphabetical order by school)

Antoine Davis, Detroit Mercy

Amari Davis, Green Bay

Marcus Burk, IUPUI

Loudon Love, Wright State

Darius Quisenberry, Youngstown State

Second Team (alphabetical order by school)

Algevon Eichelberger, Cleveland State

TeJon Lucas, Milwaukee

Rashad Williams, Oakland

AJ Bramah, Robert Morris

Naz Bohannon, Youngstown State

HORIZON LEAGUE

HORIZON LEAGUE STANDINGS

through games on Jan. 23

Team	Overall (Pct.)	HL (Pct.)
Cleveland State	10-5 (.667)	10-2 (.833)
Wright State	11-4 (.733)	9-3 (.750)
UIC	8-5 (.615)	5-3 (.625)
Milwaukee	6-5 (.545)	5-4 (.556)
Oakland	6-13 (.316)	6-6 (.500)
Northern Kentucky	7-8 (.467)	5-5 (.500)
Purdue Fort Wayne	6-7 (.462)	5-7 (.417)
Green Bay	5-11 (.313)	5-7 (.417)
Detroit Mercy	4-8 (.333)	3-5 (.375)
Youngstown State	8-8 (.500)	4-8 (.333)
Robert Morris	3-7 (.300)	2-5 (.286)
IUPUI	3-6 (.333)	2-6 (.250)

HORIZON LEAGUE SCHEDULE

Date	Game	Time
1/29	UIC at Northern Ky.	6pm
	Milwaukee at IUPUI	6pm
	Detroit Mercy at Youngstown St.	7pm
	Green Bay at Cleveland St.	7pm
	Robert Morris at Wright St.	7pm
	Oakland at Purdue Fort Wayne	7pm
1/30	Milwaukee at IUPUI	3pm
	Detroit Mercy at Youngstown St.	4pm
	Oakland at Purdue Fort Wayne	5pm
	UIC at Northern Ky.	5pm
	Green Bay at Cleveland St.	7pm
	Robert Morris at Wright St.	7pm
2/5	IUPUI at Green Bay	5pm
	Northern Ky. at Milwaukee	6pm
	Cleveland St. at Oakland	7pm
	Purdue Fort Wayne at Detroit Mercy	7pm
	Youngstown St. at Robert Morris	7pm
	Wright St. at UIC	8pm
2/6	Northern Ky. at Milwaukee	3pm
	Cleveland St. at Oakland	5pm
	IUPUI at Green Bay	5pm
	Youngstown St. at Robert Morris	5pm
	Purdue Fort Wayne at Detroit Mercy	7pm
	Wright St. at UIC	8pm
2/12	Purdue Fort Wayne at Youngstown St.	5pm
	Northern Ky. at Green Bay	5pm
	UIC at IUPUI	6pm
	Oakland at Robert Morris	7pm
	Detroit Mercy at Cleveland St.	7pm
	Milwaukee at Wright St.	7pm
2/13	Milwaukee at Wright St.	3pm
	Oakland at Robert Morris	5pm
	Purdue Fort Wayne at Youngstown St.	5pm
	Northern Ky. at Green Bay	5pm
	UIC at IUPUI	6pm
	Detroit Mercy at Cleveland St.	7pm

IUPUI IN HORIZON LEAGUE STATS

through games on Jan. 24 [denotes NCAA ranking]

Category	HL [Nat Rk.]	Stat
Scoring	12th	65.44 ppg
Scoring Defense	7th	75.78 ppg
Scoring Margin	11th	-10.33 ppg
Rebounding Margin	12th	-7.22 rpg
Field Goal %	11th	40.7%
3Pt Field Goal %	8th	31.4%
Free Throw %	12th	64.4%
Assists	9th	12.44 apg
Turnovers	11th	14.56 to/g
Turnover Margin	5th	+1.00 to/g
Assist/TO Ratio	10th	0.85 a/to
Blocked Shots	9th	2.11 bpg
Steals	4th	7.67 spg
Offensive Rebounds	9th	8.89 rpg
Defensive Rebounds	11th	22.11 rpg

Category	Rank	Stat
Scoring		
Burk	3rd	19.00 ppg
Minnett	t-18th	13.75 ppg
Rebounding		
Goss	2nd	9.78 ppg
FG Percentage		
Burk	7th	47.8%
Assists		
DePersia	8th	3.56 apg
Steals		
Burk	1st	2.56 spg
DePersia	t-13th	1.33 spg
Assist-to-Turnover Ratio		
DePersia	3rd	2.46 a/to
Offensive Rebounds		
Goss	9th	2.33 rpg
Defensive Rebounds		
Goss	1st	7.44 rpg
Minutes		
Burk	12th	31.99 mpg
Goss	14th	31.76 mpg

FOUR!

Only in a COVID campaign would a team play an opponent four times during the regular season. However, that'll be the case this week as the Jaguars lock horns with Milwaukee for the third and fourth times this season. The Panthers captured a pair of games from the Jaguars earlier this season in Milwaukee, winning 94-70 on Jan. 8 and following up with a 71-63 victory on Jan. 9.

This marks the first time in program history that IUPUI has played the same team four times in the same season.

THAT WAS UGLY...

Wright State had their way with the Jaguars last weekend, sweeping the two-game series in Indianapolis. While there were certainly some positives, some numbers jumped out in regards to the losses.

ROLE OF THE BIGS: WSU's front line of Loudon Love and Grant Basile bullied the Jaguars as the Raiders outrebounded the Jaguars by 13.5 rebounds per game and outscored IUPUI in the paint by 18 points per game.

SHOOTING WHOAS: Wright State shot a combined 56.3 percent from the floor for the two games while IUPUI connected on 41 percent from the floor.

FOUL MOOD: IUPUI was whistled for 39 fouls over two games while Wright State was called for just 19 personals. Consequently, the Raiders outscored IUPUI at the free throw line by a 34-15 margin over two games.

69 OR LESS

Through a combination of pace and defense, IUPUI has found that 69 carries weight on the scoreboard. When holding foes to 69 points or less the past two seasons, IUPUI is 8-3 (.727) and 2-28 (.067) when the opposition hits for 70-or-more.

SATURDAYS ARE FOR STEAK (TACOS)

Going through the NBA process this past summer, senior Marcus Burk was afforded three pieces of advice heading into the college campaign. Tighten up his body, become better defensively and show more playmaking ability.

Burk went to a largely vegetarian diet in August 2020 (he allows himself to eat meat on Saturdays - his favorite is steak tacos) and worked tirelessly on his body during the offseason, shedding 10 pounds. His work in the weight room has seen him up his strength and lower his Body Mass Index (BMI). His BMI was at 13.7 at the close of last season and now hovers between 7-8.

Defensively, he currently leads the Horizon League and ranks No. 9 in the country with 2.56 steals per game and has routinely drawn the assignment of guarding the opposition's best wing players.

MARCUS MY WORD

Marcus Burk was one of five players voted to the Horizon League Preseason First Team before the season by the league's coaches, media and sports information personnel. Burk averaged 21.3 points per game last year and drained 93 3's in his first year with the program.

Burk scored in double-digits in 29 of his 32 games last season, including hitting for 20-or-more 19 times. He topped 30 points on four different occasions, highlighted by a career-high 39 points in an overtime win at Oakland last season.

With Burk returning, it marks the first time IUPUI's top scorer from a season ago returned since Darell Combs returned in 2016-17 after leading the Jags in scoring at 16.3 points per game in 2015-16. Combs upped his output to 16.8 points per game as a senior in 2016-17.

Including his two years at Campbell before coming to IUPUI, Burk has totaled 1,629 points (No. 21 among active D1 players) and 270 threes made (No. 11 among active D1 players) in his collegiate career.

NOT JUST 3'S

Last year, Burk was far more inclined to fire from three while this year, he's mixing it up more. A season ago, 39% of his field goals came from behind the line and 44% of his attempts were three-point attempts.

This season, teams have chased him off the line as 29% of his made field goals are threes and 38% of his overall attempts have come from behind the arc.

BATMAN & ROBIN, PEANUT BUTTER & JELLY

Marcus Burk and Jaylen Minnett are challenging to be one of the top duos, ranking among the nation's top returning pairs this year. The duo is one of four in the country that returns to school after averaging at least a combined 35 points per game or better last season.

UTSA - Jhivan Jackson (26.8) & Keaton Wallace (18.8) = 45.6

Austin Peay - Terry Taylor (21.8) & Jordyn Adams (17.4) = 39.2

Iowa - Luka Garza (23.7) & Joe Wieskamp (14.0) = 38.0

IUPUI - Marcus Burk (21.3) & Jaylen Minnett (16.6) = 37.9

Burk's 21.3 points per game were the most by an IUPUI player since George Hill averaged 21.5 per game in 2007-08. Minnett connected for a school record 115 3's during the season and became the 24th player in school history to surpass 1,000 career points in an IUPUI uniform.

JAYL3N

Senior Jaylen Minnett became the 24th player in program history to achieve 1,000 career points in an IUPUI uniform against Green Bay on Feb. 6, 2020 as part of a career-high 32-point effort last season. He enters today's game with 1,221 career points, ranking No. 14 on the program's all-time list. He became the 16th player to hit for 1,000 points in three seasons or less in IUPUI history. Given his track record, he should move into the top 10 in career points midway through this unusual season. Below is a snippet of the program's all-time leading scorers and where Minnett sits.

10.)	1,373	Ron Angevine	1979-83
11.)	1,340	Don Carlisle	1997-01
12.)	1,319	Brandon Cole	2002-06
13.)	1,250	Jaylen Minnett	2017-pr.
14.)	1,247	Eric McKay	1982-85

Minnett has also taken over as the program's all-time list in threes made and will continue to add to that total all season long.

	2021	2020	2017-pres.
1.) Jaylen Minnett	262	238	2002-06
2.) Brandon Cole	238	215	1996-00
3.) Rodney Thomas	215	208	1994-98
4.) Carlos Knox	208		

Finally, Minnett owns the **fifth-longest streak of consecutive games with at least one made three in NCAA history** at 69 games... Minnett made at least one trey in all 32 games last season and all 33 games of his sophomore campaign. He also hit threes in the final three games of the 2017-18 season.

Here's the list of the longest streaks of threes made in NCAA Division I history:

1.) Mack Smith (Eastern Ill.)	ended Jan. 14, 2021	91 straight games / OVC record
Cory Bradford (Illinois)	ended Feb. 10, 2001	88 straight games / B10 record
3.) Jordan Howard (Central Ark.)	ended 2017	73 straight games / Southland rec.
Wally Lancaster (Va. Tech)	ended 1989	73 straight games / ACC record
5.) Jaylen Minnett (IUPUI)	ended Jan. 2, 2021	69 straight games / HL record

TWO-HEADED MONSTER

The Jaguars' point guard duo of Mike DePersia (4.4 ppg, 3.6 apg) and Bakari LaStrap (4.1 ppg, 2.0 apg) have been formidable this season, having combined to deliver 50 assists against 27 turnovers (1.85 a/to ratio). The pair combines to play 40.6 minutes per game while averaging 8.5 points, 4.0 rebounds and 5.3 assists per game.

PILING UP

IUPUI has three high achieving seniors on the roster who all rank among all of Division I college basketball's active career leaders in specific categories.

Senior Marcus Burk, who played his first two seasons at Campbell, ranks No. 21 in all of college basketball with 1,629 career points (853 in an IUPUI uniform). Burk also ranks No. 11 among active D1 players, having made 270 three-point field goals (112 in an IUPUI uniform).

Senior Jaylen Minnett ranks 13th among Division I players by having made 262 three-point field goals in his IUPUI career.

Senior Elijah Goss ranks No. 15 among all active Division I players by having grabbed 759 career rebounds.

TAP INTO THE RESERVES

After averaging just 10 points per game off the bench last season, this year's Jaguars has shown more depth and options off the bench. Through nine games, IUPUI reserves are scoring 19.2 points per game and have topped 20 points four times.

Azariah Seay is currently fourth on the team in scoring at 7.0 points per game, largely off the bench and Bobby Harvey is next in line at 6.6, primarily as a reserve. Freshman Bakari LaStrap checks in at 4.1 points per game and has come off the bench in all nine contests.

Seay scored a career-high 14 (6-9 FG, 2-4 3's) against Cleveland State on Jan. 2 and Marcus Burk scored 14 points (6-9 FG, 1-3 3's) against Wright State on Jan. 22 as the Jaguars top games by reserves this season.

CLASS ACTS

IUPUI is coming off a banner semester in the classroom, achieving a 3.20 grade point average during the fall. Ten Jags (Carrasco, DePersia, Dhaliwal, Harvey, LaStrap, McClure, Pandev, Seay, Shirley and Stoltz) all posted a GPA of 3.0 or better, paced by McClure (3.93), Stoltz (3.75) and DePersia (3.66).

INTERIOR DIFFICULTIES

IUPUI has been outrebounded in all nine games this season and is losing the glass by 7.2 rebounds per game. The Jags have also been outscored in the paint in all nine games this season by 14.1 points per contest.

Without having a true interior scoring presence, IUPUI has been outshot percentage-wise in all seven games and is shooting 40.7 percent from the floor while foes are shooting 49.7 percent for the season.

BOOGIE BOARDS

Senior Elijah Goss, known as E-Boogie on Twitter, was a monster on the glass last season, grabbing a school record 369 rebounds. He was voted to the Horizon League All-Defensive Team and his 11.5 boards per game were easily tops in the Horizon League and ranked sixth nationally. He currently ranks No. 2 in the Horizon League in rebounding (9.8 rpg).

He entered this season fifth on the program's career rebounding list and is just 10 shy of matching Hall of Famer Don Carlisle's 769 career boards. His 759 rebounds are tops in the program's Division I history as he surpassed Brandon Cole for that mark against Cleveland State on Jan. 2.

1.	769	Don Carlisle	1997-01
2.	759	Elijah Goss	2017-pr.
3.	703	Brandon Cole	2002-06
	703	Jesse Bingham	1985-89

BASKETBALL CENTRAL

IUPUI will be the epicenter of the college basketball universe this year as the 2021 NCAA Tournament (including the Final Four) and 2021 Horizon League Championships are already planned for the Circle City. This year's NCAA Tournament will be spread across six sites in the state of Indiana, including IUPUI's home venue of the Indiana Farmers Coliseum.

Last year marked the first of a three-year agreement to bring the Horizon League Tournament to Indiana Farmers Coliseum, which completed just prior to the COVID-19 outbreak.



NEWS, NOTES & STORYLINES (CONT.)

Goss owns six career games of 17 boards or more, including having grabbed a school record 21 in a game last year. He has 33 career double-digit rebound games and 16 career double-doubles. Last year he tied IUPUI's D1 record with 12 double-doubles in a season.

JERSEY MIKE DELIVERS

Sophomore Mike DePersia showed last year that he's a bona fide playmaker from the point guard spot. The New Jersey-native delivered an IUPUI Division I freshman record 85 assists in his 32 appearances and was a two-time Horizon League Freshman of the Week honoree. In league play, he averaged 3.2 assists per game and had a 3.05 assist-to-turnover ratio (58 ast/19 tos).

DEBUTS

Of the 12 players who saw time in the Jaguars' opener, eight were making their IUPUI debuts, including juniors Bobby Harvey and Dimitar Pandev earning starts.

True freshman Bakari LaStrap (9 points) was incredibly impressive in his collegiate debut, including scoring his first career bucket with a steal and two-handed dunk in transition. LaStrap was on the floor down the stretch of the one-possession win over Tennessee State, sharing the ball-handling duties with DePersia. Here are some other numbers from some IUPUI players' debuts:

Harvey (7 pts), Pandev (5 pts, 3 reb), Nathan McClure (2 pts, 2 reb), Dimitri Georgiadis (2 pts, 2 reb), Azariah Seay (7 pts, 3 reb, 2-3 3's), Jonah Carrasco (2 pts, 1 reb) and Acton Shirley (3 min).

CAPTAINS

Head Coach Byron Rimm named four players captains for the 2020-2021 season - Marcus Burk, Mike DePersia, Elijah Goss and Jaylen Minnett.

MOVIN' ON

Two of IUPUI's most noticable departures from last season both opted to go the grad transfer route. After two seasons at IUPUI, guard Grant Weatherford opted to complete his eligibility at Georgia Southern this season. The other, Isaiah Williams, practiced with the team all summer and fall before announcing via social media on Dec. 6 that he would graduate this winter and pursue opportunities elsewhere. He recently made his debut at Jackson State this season as an immediately eligible transfer.

JUCO CENTRAL - TRANSFER NOTES

IUPUI is one of 21 Division I teams to welcome nine-or-more newcomers this season while the Jaguars are tops in the country with eight junior college transfers. It's likely that two of the JC-transfers will start their Division I debuts this weekend and seven are expected to see action.

Junior wings Bobby Harvey, Azariah Seay and Nathan McClure are expected to immediately contribute while Coach Rimm added an impressive haul of frontcourt size in Acton Shirley (7-foot), Dimitar Pandev (6-foot-10), Dimitri Georgiadis (6-foot-9) and Jonah Carrasco (6-foot-9).

An eighth, Amrit Dhaliwal, is expected to rejoin the program at the turn of the semester and begin play in January. He originally came to Indianapolis this summer, but opted to return to California to study remotely for the fall with the expectation of returning to Indy for the spring semester.

Five of the eight have spent time in the Division I ranks as Seay (Alabama State), McClure (Texas State), Shirley (Gardner-Webb), Georgiadis (The Citadel) and Dhaliwal (Fresno State) all began their careers at the Division I level.

Georgiadis and McClure were teammates last season at State Fair (Mo.) C.C. where they helped their team to a 16-14 record and an appearance in the Region 16 Tournament Semifinals.

Georgiadis is currently listed as a junior on the roster, but is hopeful to be granted a hardship waiver for the 2018-2019 season at The Citadel where he appeared in just six games before missing the remainder of the year to injury. He also had a medical procedure performed on Oct. 9 of this year, causing him to miss approximately 5-6 weeks of on-court action.

THE ROOKIE

IUPUI has just one freshman on this year's roster in Texas-native Bakari LaStrap. He was the final signee for this season and joins the Jaguars from The Woodlands Christian Academy where he helped his high school squad to TAPPS Class 4A state championships in 2018 and 2020 and a runner-up finish in 2019. He was the All-Greater Houston Private School Player of the Year by the Houston Chronicle in 2020 after he averaged 16 points, five rebounds, five assists and two steals per game and shot 52 percent from the floor. He capped a 21-point performance in the 2020 state title game win over Colleyville Covenant by catching a lob from a teammate and throwing down a one-handed dunk as video of the play drew more than 12,000 views on the Overtime on Twitter

WE BACK

The IUPUI staff remained largely intact from last season as the only defection was of assistant coach Brian Burton. Coach Rimm opted to promote Aaron Evans to an assistant coaching role for the 2020-2021 campaign. The rest of the staff - Matt Dunn and Isaac Loechele - are back on the bench for their third seasons.

FROM ALL OVER

One thing Coach Rimm has instituted is a broader recruiting base, plucking newcomers from Alabama (Seay), California (Dhaliwal), Georgia (Shirley), Kansas (Carrasco), Texas (LaStrap & McClure), Virginia (Georgiadis) and even Macedonia (Pandev).

Seay is IUPUI's first player from Alabama and Carrasco is IUPUI's first player from Kansas.

LaStrap and McClure are just the second and third IUPUI players to hail from Texas (Taveion White was the first) and Georgiadis is just the Jaguars' second player from Virginia (Matt Crenshaw was the first).

Shirley is IUPUI's third-ever player from Georgia (Mike Lunday & D.A. Harvey) and Pandev is IUPUI's third-ever European-born player (Petar Macura & Michal Vavrek). Dhaliwal is just the sixth IUPUI player to come from California, joining Fred Alexander, Barry Gowdy, Dean Hadley, Bart Lennehan and Khufu Najee.

ACTION UP

7-foot junior Acton Shirley is just the third 7-footer in program history, joining Bill Van Sensus and Ahmed Ismail. Shirley is on his fourth stop during his college basketball career, having trekked to Gardner-Webb (2017-2018), North Georgia (2018-2019) and Saddleback College (2019-2020).

WORLDWIDE LEADER

Every single game on the Jaguars' slate this year will be broadcast on ESPN platforms - primarily on ESPN3 or ESPN+. Friday games in the Horizon League this season could be flexed to ESPN, as predicated by ESPN. Greg Rakestraw (pxp) and IUPUI Hall of Famer Bob Lovell (analyst) will continue to call the action while Indianapolis-based Tupelo Honey will produce the broadcasts.

UNIVERSITY QUICK FACTS

Location	Indianapolis, Ind.
Founded	1969
Nickname	Jaguars
Colors	Red, gold & black
Enrollment	30,000
Affiliation	NCAA Division I
Conference	The Horizon League
Home Facility (Cap.)	Indiana Farmers Coliseum (6,800)
Chancellor	Dr. Nasser Paydar
Athletics Director	Dr. Roderick Perry
Website	www.IUPUIJags.com
Twitter	@IUPUIJaguars
Athletics Phone	(317) 278-5247
Mailing Address	1000 Waterway Blvd. Indianapolis, IN 46202

BASKETBALL HISTORY

First Yr. of basketball	1972
Seasons of basketball	50th
Seasons of Division I basketball	23rd
Division I (1998-pres.) Record	282-327 (.463)
NCAA Appearances	1
Last NCAA Appearance	2003
Last Postseason Appearance	2019 (CIT - First Round)

UNIVERSITY NOTES

ABOUT THE UNIVERSITY

IUPUI is a public research university located in downtown Indianapolis that is the result of a merger of the Purdue Indianapolis Extension Center (1946) and Indiana University Indianapolis (1916). The merger was completed in 1969 and athletics began in 1972.

The university offers more than 200 degree programs and boasts an enrollment over 30,000 (22,000 undergrad and 8,000 postgrad). The university also boasts an endowment of more than \$850 million.

The university is ranked among the Top 200 "National Universities" and ranked 7th for "Up and Coming Schools." U.S. News has ranked IUPUI among the nation's elite for 13 straight years.

All total, the campus covers 509 acres and is located along Indy's Cultural Trail. IUPUI includes the nation's largest nursing school, the second largest medical school in the country, the only dental school in the state, and the country's oldest school of physical education. IUPUI is among the top 20 campuses in the nation for graduate professional degrees conferred

ATHLETIC PROWESS

IUPUI was a primary beneficiary of the 1987 Pan-American Games in Indianapolis and continues to boast some world renowned facilities.

The IU Natatorium is located on the IUPUI campus and is among the best swimming & diving facilities in the world. It has hosted the U.S. Olympic Team Trials four different times and 12 NCAA National Championship meets. In addition, the 2017 World Juniors were held at IUPUI and 16 world records have been set in the Natatorium water.

Adjacent west is the Michael A. Carroll Track & Soccer Stadium which has hosted several USA Outdoor Track & Field Championships and NCAA Championships, along with the 1988 US Olympic Trials. Florence Griffith-Joyner set the 100m world record of 10.49 on the track.

In basketball circles, IUPUI is best known as the long-time host of the Nike All-American Camp, which was held on campus for two decades. The nation's top prep players and coaches from every level converged on campus for two weeks each summer in what was considered the elite college recruiting event of the year. Alum included LeBron James, Chris Webber, Allen Iverson, Kevin Garnett, Jason Kidd and Paul Pierce, among many others.

GEORGE HILL

IUPUI's best known basketball alum is current NBAer George Hill, who is in his 13th year in the league this season. Hill was originally drafted by the San Antonio Spurs (1st rd., 26th overall) in 2008.

He's played for the Spurs (2008-11), Indiana Pacers (2011-16), Utah Jazz (2016-17), Sacramento Kings (2017-18), Cleveland Cavaliers (2018), Milwaukee Bucks (2018-20) and was traded to the Oklahoma City Thunder this offseason. He's played in 785 regular season games, making nearly 450 career starts and averaging 11.1 points and 3.2 assists per game in his NBA career. He led the league in three-point percentage last season at 46 percent and is a career 38 percent shooter.

Entering this season, he's played in 127 career playoff games, starting 91 times and averaging 12.1 points per game.

2020-2021 MISCELLANEOUS STATISTICS

IUPUI'S RECORD WHEN...

	'20-21 Overall	'20-21 Horizon	Under Rimm
Home:	1-2	0-2	5-11
Away:	2-2	2-2	5-16
Neutral:	0-0	0-0	0-2
Overtime:	0-0	0-0	1-1
Lead @ Halftime:	2-0	1-0	8-3
Trail @ Halftime:	1-3	1-3	1-24
Tied @ Halftime:	0-1	0-1	1-2
Leading w/ 5:00 left:	1-1	0-1	7-4
Trailing w/ 5:00 left:	1-3	1-3	2-23
Tied w/ 5:00 left:	1-0	1-0	1-2
Shooting 50% or better:	0-0	0-0	2-2
Shooting 40-50%:	2-3	2-3	6-14
Shooting less than 40%:	1-1	0-1	2-13
Opp. shoots 50% or better:	1-2	1-2	1-15
Opp. shoots 40-50%:	1-2	1-2	3-11
Opp. shoots less than 40%:	1-0	0-0	6-3
Shooting better % than opp.	0-0	0-0	6-2
Shooting worse % than opp.	3-4	2-4	4-27
Scoring less than 50:	0-1	0-1	0-2
Score 50-59 pts:	0-0	0-0	0-4
Score 60-69 pts:	2-2	1-2	2-9
Score 70-79 pts:	1-1	1-1	5-11
Score 80-89 pts:	0-0	0-0	2-3
Score 90+ pts:	0-0	0-0	1-0
Opp. scores less than 50:	0-0	0-0	0-0
Opp. scores 50-59 pts:	0-1	0-1	2-2
Opp. scores 60-69 pts:	3-1	2-1	6-1
Opp. scores 70-79 pts:	0-1	0-1	1-7
Opp. scores 80-89 pts:	0-0	0-0	1-9
Opp. scores 90+ pts:	0-1	0-1	0-10
Commit less TO than opp.	2-2	2-2	5-11
Commit more TO than opp.	0-1	0-1	4-16
Commit same TO as opp.	1-1	0-1	1-2
Outrebound opponent:	0-0	0-0	4-4
Outrebounded:	3-4	2-4	6-25
Rebounding is equal:	0-0	0-0	0-0
Bench outscores opp.:	1-2	1-2	2-3
Bench is outscored:	1-2	1-2	7-26
Bench scoring is equal:	1-0	0-0	1-0
Hit more FT than opp.:	2-0	1-0	7-9
Hit less FT than opp.:	1-3	1-3	3-18
Hit same FT as opp.:	0-1	0-1	0-2
Hit more 3's than opp.:	3-2	2-2	9-10
Hit less 3's than opp.:	0-2	0-2	1-16
Hit same 3's as opp.:	0-0	0-0	0-3
Decided by 5 pts or less:	3-1	2-1	5-8
Decided by 6-10 points:	0-1	0-1	1-7
Decided by 10+ points:	0-2	0-2	4-14
In home whites:	1-1	0-1	5-11
In road blacks:	1-2	1-2	4-15
In road reds:	1-1	1-1	1-3
7 in double-digits:	0-0	0-0	0-0
6 in double-digits:	0-0	0-0	0-0
5 in double-digits:	0-0	0-0	1-0
4 in double-digits:	0-0	0-0	2-9
3 in double-digits:	1-3	1-3	3-12
2 in double-digits:	2-1	1-1	4-6
1 in double-digits:	0-0	0-0	0-2
0 in double-digits:	0-0	0-0	0-0
On Mondays:	0-0	0-0	1-2
On Tuesdays:	0-0	0-0	1-2
On Wednesdays:	0-0	0-0	1-3
On Thursdays:	0-0	0-0	1-3
On Fridays:	1-2	1-2	1-6
On Saturdays:	2-2	1-2	4-11
On Sundays:	0-0	0-0	1-2
In November:	0-0	0-0	2-6
In December:	1-0	0-0	3-5
In January:	2-4	2-4	4-10
In February:	0-0	0-0	1-7
In March:	0-0	0-0	0-1

CAREER DOUBLE-DIGIT PERFORMANCES/STARTS/DUNKS

Double-Digit Scoring Gms		
Name	Sea	Car
Minnett	7	62
Burk	8	37
Goss	2	26
DePersia	1	2
Harvey	2	2
Seay	2	2
LaStrap	1	1

20+ Point Scoring Games		
Name	Sea	Car
Burk	3	22
Minnett	1	12
Goss	0	1

30+ Point Scoring Games		
Name	Sea	Car
Burk	1	5
Minnett	0	3

Double-Digit Reb. Games		
Name	Sea	Car
Goss	5	35
Burk	0	1

Double-Doubles		
Name	Sea	Car
Goss	2	17
Burk	0	1

Games Started		
Name	Sea	Car
Goss	9	63
Minnett	6	42
Burk	8	40
DePersia	9	19
Harvey	4	4
McClure	4	4
Pandev	3	3
Seay	2	2

Dunks		
Name	Sea	Car
Goss	3	69
Burk	2	6
Carrasco	1	1
LaStrap	1	1
Shirley	1	1

TIMES LEADING THE TEAM IN...

Points		
Name	Sea	Car
Burk	6	29
Minnett	2	20
Goss	0	1
Harvey	1	1

Rebounds		
Name	Sea	Car
Goss	8	52
Burk	1	3
Minnett	0	1

Assists		
Name	Sea	Car
Minnett	3	30
DePersia	5	14
Goss	0	3
Burk	0	2
LaStrap	2	2
McClure	1	1

Steals		
Name	Sea	Car
Minnett	2	19
Burk	7	16
Goss	1	13
DePersia	3	10
LaStrap	1	1
McClure	1	1
Seay	1	1

Blocked Shots		
Name	Sea	Car
Goss	1	34
Burk	2	9
Minnett	0	4
DePersia	2	2
McClure	2	2
Stoltz	1	2
Carrasco	1	1
Harvey	1	1
Pandev	1	1
Shirley	1	1

SPECIALTY STATS

PP = Points in the Paint; POT = Points off Turnover; 2nd = 2nd Chance Points; BP = Bench Points

Opponent	Result	PP	POT	2nd	BP	Lead	Deficit	Changes	Ties
Tennessee St.	W, 69-66	20/46	22/19	8/10	22/22	10	6	7	5
Cleveland St.	L, 62-65	28/32	21/10	7/13	22/12	3	6	23	8
Cleveland St.	L, 49-59	23/34	14/26	11/8	20/13	7	11	8	3
at Milwaukee	L, 70-94	18/32	8/18	6/12	18/41	2	26	6	3
at Milwaukee	L, 63-71	16/34	17/18	0/2	6/19	7	10	9	5
at Northern Ky.	W, 74-69	24/32	17/12	15/16	12/11	6	4	11	15
at Northern Ky.	W, 65-63	20/30	21/20	19/8	9/19	6	5	9	9
Wright St.	L, 65-95	32/52	9/14	2/10	29/17	4	37	2	2
Wright St.	L, 72-100	22/38	18/21	6/20	17/25	1	30	2	1
Milwaukee									
Milwaukee									
at Green Bay									
at Green Bay									
UIC									
UIC									
at Y'town St.									
at Y'town St.									
HL 1st Round									
HL 2nd Round									
HL Semis									
HL Finals									
Totals		203/330	147/157	74/99	155/179			77	51
Averages		22.6/36.7	16.3/17.4	8.2/11.0	17.2/19.9			8.6	5.7

WIN/LOSS MARGINS

Wins	2	1														
Margin	1	2	3	4	5	6	7	8	9	10	11-15	16-20	21-29	30+		
Losses			1						1		1		2	1		

2020-2021 IUPUI STATISTICS

RECORD:	OVERALL	HOME	AWAY	NEUTRAL
ALL GAMES	3-6	1-4	2-2	0-0
CONFERENCE	2-6	0-4	2-2	0-0
NON-CONFERENCE	1-0	1-0	0-0	0-0

#	Player	gp-gs	min	avg	Total		3-Point		F-Throw		Rebounds										pts	avg			
					fg-fga	fg%	3fg-fga	3fg%	ft-fa	ft%	off	def	tot	avg	pf	dq	a	to	blk	stl					
14	BURK, Marcus	9-8	287	31.9	66-138	.478	19-53	.358	20-27	.741	4	23	27	3.0	21	0	13	24	4	23	171	19.0			
00	MINNETT, Jaylen	8-6	238	29.8	39-101	.386	18-55	.327	14-16	.875	3	13	16	2.0	13	0	19	19	0	7	110	13.8			
32	GOSS, Elyjah	9-9	286	31.8	25-57	.439	0-1	.000	17-28	.607	21	67	88	9.8	22	0	7	14	3	6	67	7.4			
12	SEAY, Azariah	9-2	143	15.9	26-57	.456	7-25	.280	4-7	.571	3	12	15	1.7	17	0	7	8	0	5	63	7.0			
02	HARVEY, Bobby	9-4	189	21.0	21-57	.368	11-34	.324	6-11	.545	4	21	25	2.8	17	0	1	14	2	2	59	6.6			
10	DePERSIA, Mike	9-9	236	26.2	12-31	.387	5-13	.385	11-17	.647	3	15	18	2.0	20	0	32	13	2	12	40	4.4			
04	LaSTRAP, Bakari	9-0	130	14.4	13-35	.371	2-7	.286	9-15	.600	5	13	18	2.0	12	0	18	14	0	6	37	4.1			
05	McCLURE, Nathan	9-4	129	14.3	7-28	.250	2-14	.143	3-6	.500	11	9	20	2.2	13	0	8	10	2	6	19	2.1			
33	PANDEV, Dimitar	7-3	60	8.6	4-17	.235	2-8	.250	1-3	.333	5	8	13	1.9	5	0	4	4	1	1	11	1.6			
50	SHIRLEY, Acton	7-0	22	3.1	3-7	.429	0-0	.000	0-0	.000	2	0	2	0.3	9	0	1	1	1	0	6	0.9			
24	CARRASCO, Jonah	9-0	37	4.1	2-4	.500	0-0	.000	0-1	.000	2	2	4	0.4	5	0	0	6	2	0	4	0.4			
23	GEORGIADIS, Dimitri	7-0	24	3.4	0-1	.000	0-0	.000	2-2	1.000	1	3	4	0.6	6	0	0	2	1	0	2	0.3			
20	STOLTZ, Sawyer	5-0	19	3.8	0-2	.000	0-0	.000	0-2	.000	2	2	4	0.8	2	0	2	0	1	1	0	0.0			
Team											14	11	25											2	
Total.....		9	1800		218-535	.407	66-210	.314	87-135	.644	80	199	279	31.0	162	0	112	131	19	69	589	65.4			
Opponents.....		9	1800		255-513	.497	58-169	.343	114-171	.667	83	261	344	38.2	134	2	127	140	17	69	682	75.8			

TEAM STATISTICS	IUPUI	OPP
SCORING	589	682
Points per game	65.4	75.8
Scoring margin	-10.3	-
FIELD GOALS-ATT	218-535	255-513
Field goal pct	.407	.497
3 POINT FG-ATT	66-210	58-169
3-point FG pct	.314	.343
3-pt FG made per game	7.3	6.4
FREE THROWS-ATT	87-135	114-171
Free throw pct	.644	.667
F-Throws made per game	9.7	12.7
REBOUNDS	279	344
Rebounds per game	31.0	38.2
Rebounding margin	-7.2	-
ASSISTS	112	127
Assists per game	12.4	14.1
TURNOVERS	131	140
Turnovers per game	14.6	15.6
Turnover margin	+1.0	-
Assist/turnover ratio	0.9	0.9
STEALS	69	69
Steals per game	7.7	7.7
BLOCKS	19	17
Blocks per game	2.1	1.9
ATTENDANCE	0	0
Home games-Avg/Game	5-0	4-0
Neutral site-Avg/Game	-	0-0

Score by Periods	1st	2nd	Totals
IUPUI	296	293	589
Opponents	329	353	682

Date	Opponent		Score	Att.
12/12/20	TENNESSEE ST.	W	69-66	0
* 01/01/21	CLEVELAND ST.	L	62-65	0
* 01/02/21	CLEVELAND ST.	L	49-59	0
* 01/08/21	at Milwaukee	L	70-94	0
* 01/09/21	at Milwaukee	L	63-71	0
* 01/15/21	at Northern Ky.	W	74-69	0
* 01/16/21	at Northern Ky.	W	65-63	0
* 01/22/21	WRIGHT ST.	L	65-95	0
* 01/23/21	WRIGHT ST.	L	72-100	0

* - Horizon game

2021-2022 SIGNEE



SIMON WHEELER

Freshman | Guard
5-11 | 170
Detroit, Mich.
Bella Vista Prep (Ariz.)

QUICK NOTES

IUPUI's lone signee for next season... signed with the Jaguars on Nov. 18, the final day of the early signing period... helped lead Ypsilanti Lincoln (Mich.) to a 19-3 mark during the 2019-2020 season before the high school season was halted due to COVID-19... transferred to Bella Vista Prep (Ariz.) due to the uncertainty of high school basketball in the state of Michigan for the 2020-2021 season... averaged 6.0 points, 3.6 assists and 1.9 steals per game for the defending MHSAA Division I state champs, playing alongside the nation's top player, Emoni Bates (Michigan State commit)... has become an internet sensation as he boasts more than 80,000 Instagram followers and has YouTube videos featuring his game that have drawn more than 250,000 views... chose IUPUI over similar offers from Detroit Mercy, Marist and Wright State.

2020-2021 IUPUI HORIZON LEAGUE ONLY STATISTICS

RECORD:	OVERALL	HOME	AWAY	NEUTRAL
ALL GAMES	2-6	0-4	2-2	0-0
CONFERENCE	2-6	0-4	2-2	0-0
NON-CONFERENCE	0-0	0-0	0-0	0-0

#	Player	gp-gs	min	avg	Total		3-Point		F-Throw		Rebounds				pf	dq	a	to	blk	stl	pts	avg
					fg-fga	fg%	3fg-fga	3fg%	ft-fa	ft%	off	def	tot	avg								
14	BURK, Marcus	8-7	251	31.4	60-123	.488	17-47	.362	16-20	.800	4	19	23	2.9	20	0	11	23	3	21	153	19.1
00	MINNETT, Jaylen	8-6	238	29.8	39-101	.386	18-55	.327	14-16	.875	3	13	16	2.0	13	0	19	19	0	7	110	13.8
32	GOSS, Elyjah	8-8	258	32.2	24-52	.462	0-0	.000	12-22	.545	18	54	72	9.0	19	0	6	12	0	6	60	7.5
12	SEAY, Azariah	8-2	130	16.3	24-52	.462	5-22	.227	3-5	.600	2	10	12	1.5	17	0	5	7	0	4	56	7.0
02	HARVEY, Bobby	8-3	159	19.9	18-48	.375	10-29	.345	6-11	.545	4	20	24	3.0	16	0	1	9	1	2	52	6.5
10	DePERSIA, Mike	8-8	200	25.0	9-25	.360	4-12	.333	8-13	.615	1	13	14	1.8	17	0	24	10	2	10	30	3.8
04	LaSTRAP, Bakari	8-0	116	14.5	10-29	.345	2-6	.333	6-10	.600	5	12	17	2.1	12	0	18	14	0	5	28	3.5
05	McCLURE, Nathan	8-4	113	14.1	6-23	.261	2-13	.154	3-6	.500	10	8	18	2.3	12	0	8	8	2	6	17	2.1
50	SHIRLEY, Acton	6-0	19	3.2	3-7	.429	0-0	.000	0-0	.000	2	0	2	0.3	7	0	1	1	1	0	6	1.0
33	PANDEV, Dimitar	6-2	45	7.5	2-10	.200	1-6	.167	1-3	.333	4	6	10	1.7	3	0	3	3	1	1	6	1.0
24	CARRASCO, Jonah	8-0	34	4.3	1-3	.333	0-0	.000	0-0	.000	1	2	3	0.4	4	0	0	6	1	0	2	0.3
23	GEORGIADIS, Dimitri	6-0	20	3.3	0-1	.000	0-0	.000	0-0	.000	1	1	2	0.3	5	0	0	1	0	0	0	0.0
20	STOLTZ, Sawyer	4-0	17	4.3	0-1	.000	0-0	.000	0-2	.000	1	2	3	0.8	1	0	2	0	1	1	0	0.0
Team											13	10	23				1					
Total.....		8	1600		196-475	.413	59-190	.311	69-108	.639	69	170	239	29.9	146	0	98	114	12	63	520	65.0
Opponents.....		8	1600		228-444	.514	55-152	.362	105-156	.673	68	229	297	37.1	110	1	113	123	14	61	616	77.0

TEAM STATISTICS			IUPUI	OPP	Date	Opponent	Score	Att.
SCORING			520	616	* 01/01/21	CLEVELAND ST.	L 62-65	0
Points per game			65.0	77.0	* 01/02/21	CLEVELAND ST.	L 49-59	0
Scoring margin			-12.0	-	* 01/08/21	at Milwaukee	L 70-94	0
FIELD GOALS-ATT			196-475	228-444	* 01/09/21	at Milwaukee	L 63-71	0
Field goal pct			.413	.514	* 01/15/21	at Northern Ky.	W 74-69	0
3 POINT FG-ATT			59-190	55-152	* 01/16/21	at Northern Ky.	W 65-63	0
3-point FG pct			.311	.362	* 01/22/21	WRIGHT ST.	L 65-95	0
3-pt FG made per game			7.4	6.9	* 01/23/21	WRIGHT ST.	L 72-100	0
FREE THROWS-ATT			69-108	105-156	* - Horizon game			
Free throw pct			.639	.673				
F-Throws made per game			8.6	13.1				
REBOUNDS			239	297				
Rebounds per game			29.9	37.1				
Rebounding margin			-7.2	-				
ASSISTS			98	113				
Assists per game			12.3	14.1				
TURNOVERS			114	123				
Turnovers per game			14.3	15.4				
Turnover margin			+1.1	-				
Assist/turnover ratio			0.9	0.9				
STEALS			63	61				
Steals per game			7.9	7.6				
BLOCKS			12	14				
Blocks per game			1.5	1.8				
ATTENDANCE			0	0				
Home games-Avg/Game			4-0	4-0				
Neutral site-Avg/Game			-	0-0				

Score by Periods	1st	2nd	Totals
IUPUI	255	265	520
Opponents	292	324	616

2020-2021 STATISTICAL SPLITS

Wins (3 total)

Wins (3 total)					Total	3-Point	F-Throw	Rebounds														
#	Player	gp-gs	min	avg	fg-fga	fg%	3fg-fga	3fg%	ft-fa	ft%	off	def	tot	avg	pf	dq	a	to	blk	stl	pts	avg
14	BURK, Marcus	3-3	109	36.3	25-51	.490	11-19	.579	7-13	.538	3	9	12	4.0	7	0	5	9	1	10	68	22.7
00	MINNETT, Jaylen	2-2	72	36.0	12-28	.429	4-17	.235	8-10	.800	1	7	8	4.0	3	0	5	5	0	1	36	18.0
10	DePERSIA, Mike	3-3	101	33.7	6-13	.462	2-4	.500	6-9	.667	2	7	9	3.0	7	0	12	6	1	5	20	6.7
02	HARVEY, Bobby	3-1	73	24.3	7-22	.318	4-12	.333	2-3	.667	3	4	7	2.3	8	0	1	7	2	0	20	6.7
32	GOSS, Elijah	3-3	99	33.0	6-20	.300	0-1	.000	6-10	.600	10	18	28	9.3	7	0	3	3	3	1	18	6.0
12	SEAY, Azariah	3-0	35	11.7	5-12	.417	4-8	.500	1-2	.500	1	4	5	1.7	4	0	5	2	0	3	15	5.0
05	McCLURE, Nathan	3-2	53	17.7	5-13	.385	1-4	.250	2-4	.500	6	2	8	2.7	6	0	1	3	1	3	13	4.3
04	LaSTRAP, Bakari	3-0	22	7.3	3-6	.500	0-1	.000	3-5	.600	0	1	1	0.3	1	0	1	1	0	1	9	3.0
33	PANDEV, Dimitar	3-1	19	6.3	2-7	.286	1-2	.500	0-0	.000	2	2	4	1.3	2	0	1	1	0	0	5	1.7
23	GEORGIADIS, Dimitri	2-0	6	3.0	0-0	.000	0-0	.000	2-2	1.000	0	2	2	1.0	1	0	0	1	1	0	2	1.0
24	CARRASCO, Jonah	3-0	6	2.0	1-2	.500	0-0	.000	0-1	.000	1	0	1	0.3	1	0	0	1	1	0	2	0.7
50	SHIRLEY, Acton	1-0	3	3.0	0-0	.000	0-0	.000	0-0	.000	0	0	0	0.0	2	0	0	0	0	0	0	0.0
20	STOLTZ, Sawyer	1-0	2	2.0	0-1	.000	0-0	.000	0-0	.000	1	0	1	1.0	1	0	0	0	0	0	0	0.0
Team											4	8	12					2				
Total.....		3	600		72-175	.411	27-68	.397	37-59	.627	34	64	98	32.7	50	0	34	41	10	24	208	69.3
Opponents.....		3	600		77-170	.453	13-53	.245	31-50	.620	34	78	112	37.3	53	1	31	50	7	18	198	66.0

Losses (6 total)

Losses (6 total)					Total		3-Point		F-Throw		Rebounds											
##	Player	gp-gs	min	avg	fg-fga	fg%	3fg-fga	3fg%	ft-fa	ft%	off	def	tot	avg	pf	dq	a	to	blk	stl	pts	avg
14	BURK, Marcus	6-5	178	29.7	41-87	.471	8-34	.235	13-14	.929	1	14	15	2.5	14	0	8	15	3	13	103	17.2
00	MINNETT, Jaylen	6-4	166	27.7	27-73	.370	14-38	.368	6-6	1.000	2	6	8	1.3	10	0	14	14	0	6	74	12.3
32	GOSS, Elijah	6-6	187	31.2	19-37	.514	0-0	.000	11-18	.611	11	49	60	10.0	15	0	4	11	0	5	49	8.2
12	SEAY, Azariah	6-2	108	18.0	21-45	.467	3-17	.176	3-5	.600	2	8	10	1.7	13	0	2	6	0	2	48	8.0
02	HARVEY, Bobby	6-3	116	19.3	14-35	.400	7-22	.318	4-8	.500	1	17	18	3.0	9	0	0	7	0	2	39	6.5
04	LaSTRAP, Bakari	6-0	108	18.0	10-29	.345	2-6	.333	6-10	.600	5	12	17	2.8	11	0	17	13	0	5	28	4.7
10	DePERSIA, Mike	6-6	135	22.5	6-18	.333	3-9	.333	5-8	.625	1	8	9	1.5	13	0	20	7	1	7	20	3.3
33	PANDEV, Dimitar	4-2	41	10.3	2-10	.200	1-6	.167	1-3	.333	3	6	9	2.3	3	0	3	3	1	1	6	1.5
50	SHIRLEY, Acton	6-0	19	3.2	3-7	.429	0-0	.000	0-0	.000	2	0	2	0.3	7	0	1	1	1	0	6	1.0
05	McCLURE, Nathan	6-2	76	12.7	2-15	.133	1-10	.100	1-2	.500	5	7	12	2.0	7	0	7	7	1	3	6	1.0
24	CARRASCO, Jonah	6-0	31	5.2	1-2	.500	0-0	.000	0-0	.000	1	2	3	0.5	4	0	0	5	1	0	2	0.3
23	GEORGIADIS, Dimitri	5-0	18	3.6	0-1	.000	0-0	.000	0-0	.000	1	1	2	0.4	5	0	0	1	0	0	0	0.0
20	STOLTZ, Sawyer	4-0	17	4.3	0-1	.000	0-0	.000	0-2	.000	1	2	3	0.8	1	0	2	0	1	1	0	0.0
Team											10	3	13									
Total.....		6	1200		146-360	.406	39-142	.275	50-76	.658	46	135	181	30.2	112	0	78	90	9	45	381	63.5
Opponents.....		6	1200		178-343	.519	45-116	.388	83-121	.686	49	183	232	38.7	81	1	96	90	10	51	484	80.7

Home (1-4)

Home (1-4)					Total		3-Point		F-Throw		Rebounds											
#	Player	gp-gs	min	avg	fg-fga	fg%	3fg-fga	3fg%	ft-fa	ft%	off	def	tot	avg	pf	dq	a	to	blk	stl	pts	avg
14	BURK, Marcus	5-4	155	31.0	38-71	.535	6-24	.250	15-19	.789	1	14	15	3.0	9	0	6	10	4	11	97	19.4
00	MINNETT, Jaylen	4-3	110	27.5	16-47	.340	7-24	.292	0-0	.000	2	4	6	1.5	7	0	11	11	0	5	39	9.8
12	SEAY, Azariah	5-1	79	15.8	18-39	.462	4-15	.267	3-5	.600	3	6	9	1.8	8	0	2	6	0	2	43	8.6
32	GOSS, Elijah	5-5	153	30.6	13-29	.448	0-1	.000	12-15	.800	12	43	55	11.0	14	0	4	8	3	4	38	7.6
04	LaSTRAP, Bakari	5-0	103	20.6	12-31	.387	2-6	.333	9-15	.600	5	9	14	2.8	10	0	14	11	0	6	35	7.0
02	HARVEY, Bobby	5-2	93	18.6	9-24	.375	5-16	.313	0-2	.000	0	11	11	2.2	6	0	0	8	1	1	23	4.6
10	DePERSIA, Mike	5-5	118	23.6	7-20	.350	3-8	.375	5-6	.833	2	5	7	1.4	10	0	21	8	0	7	22	4.4
33	PANDEV, Dimitar	3-3	46	15.3	2-15	.133	1-7	.143	0-2	.000	3	7	10	3.3	3	0	4	3	1	1	5	1.7
05	McCLURE, Nathan	5-2	75	15.0	2-18	.111	0-9	.000	1-2	.500	5	5	10	2.0	6	0	6	7	1	2	5	1.0
24	CARRASCO, Jonah	5-0	24	4.8	2-3	.667	0-0	.000	0-1	.000	2	0	2	0.4	3	0	0	5	1	0	4	0.8
50	SHIRLEY, Acton	5-0	13	2.6	2-6	.333	0-0	.000	0-0	.000	1	0	1	0.2	6	0	1	0	1	0	4	0.8
23	GEORGIADIS, Dimitri	4-0	16	4.0	0-1	.000	0-0	.000	2-2	1.000	1	2	3	0.8	4	0	0	1	1	0	2	0.5
20	STOLTZ, Sawyer	4-0	15	3.8	0-2	.000	0-0	.000	0-2	.000	2	2	4	1.0	2	0	2	0	1	1	0	0.0
Team											10	3	13					1				
Total.....		5	1000		121-306	.395	28-110	.255	47-71	.662	49	111	160	32.0	88	0	71	79	14	40	317	63.4
Opponents.....		5	1000		145-301	.482	31-96	.323	64-98	.653	57	150	207	41.4	73	1	78	79	10	44	385	77.0

Road/Neutral (2-2)

Road/Neutral (2-2)					Total		3-Point		F-Throw		Rebounds												
#	Player	gp-gs	min	avg	fg-fga	fg%	3fg-fga	3fg%	ft-fa	ft%	off	def	tot	avg	pf	dq	a	to	blk	stl	pts	avg	
14	BURK, Marcus	4-4	132	33.0	28-67	.418	13-29	.448	5-8	.625	3	9	12	3.0	12	0	7	14	0	12	74	18.5	
00	MINNETT, Jaylen	4-3	128	32.0	23-54	.426	11-31	.355	14-16	.875	1	9	10	2.5	6	0	8	8	0	2	71	17.8	
02	HARVEY, Bobby	4-2	96	24.0	12-33	.364	6-18	.333	6-9	.667	4	10	14	3.5	11	0	1	6	1	1	36	9.0	
32	GOSS, Elijah	4-4	133	33.2	12-28	.429	0-0	.000	5-13	.385	9	24	33	8.3	8	0	3	6	0	2	29	7.3	
12	SEAY, Azariah	4-1	64	16.0	8-18	.444	3-10	.300	1-2	.500	0	6	6	1.5	9	0	5	2	0	3	20	5.0	
10	DePERSIA, Mike	4-4	118	29.5	5-11	.455	2-5	.400	6-11	.545	1	10	11	2.8	10	0	11	5	2	5	18	4.5	
05	McCLURE, Nathan	4-2	54	13.5	5-10	.500	2-5	.400	2-4	.500	6	4	10	2.5	7	0	2	3	1	4	14	3.5	
33	PANDEV, Dimitar	4-0	14	3.5	2-2	1.000	1-1	1.000	1-1	1.000	2	1	3	0.8	2	0	0	1	0	0	6	1.5	
50	SHIRLEY, Acton	2-0	9	4.5	1-1	1.000	0-0	.000	0-0	.000	1	0	1	0.5	3	0	0	1	0	0	2	1.0	
04	LaSTRAP, Bakari	4-0	27	6.8	1-4	.250	0-1	.000	0-0	.000	0	4	4	1.0	2	0	4	3	0	0	2	0.5	
24	CARRASCO, Jonah	4-0	13	3.3	0-1	.000	0-0	.000	0-0	.000	0	2	2	0.5	2	0	0	1	1	0	0	0.0	
23	GEORGIADIS, Dimitri	3-0	8	2.7	0-0	.000	0-0	.000	0-0	.000	0	1	1	0.3	2	0	0	1	0	0	0	0.0	
20	STOLTZ, Sawyer	1-0	4	4.0	0-0	.000	0-0	.000	0-0	.000	0	0	0	0.0	0	0	0	0	0	0	0	0.0	
Team											4	8	12				1						
Total.....		4	800		97-229	.424	38-100	.380	40-64	.625	31	88	119	29.8	74	0	41	52	5	29	272	68.0	
Opponents.....		4	800		110-212	.519	27-73	.370	50-73	.685	26	111	137	34.2	61	1	49	61	7	25	297	74.2	

2020-2021 INDIVIDUAL SUPERLATIVES

	IUPUI	Opponent
Points	32 - Marcus Burk vs. Wright St. (1/23/2021)	32 - Tafari Simms at Milwaukee (1/8/2021)
Field Goals Made	13 - Marcus Burk vs. Wright St. (1/23/2021)	10 - Tafari Simms at Milwaukee (1/8/2021)
Field Goals Attempted	21 - Marcus Burk at Northern Ky. (1/15/2021)	15 - three times
Highest FG Pct. (min. 5 made)	.667 (6-9) - twice	1.000 (5-5) - Adrian Nelson at Northern Ky. (1/15/2021)
3-Pt Field Goals Made	6 - Marcus Burk at Northern Ky. (1/15/2021)	5 - Tafari Simms at Milwaukee (1/8/2021)
3-Pt Field Goals Attempted	11 - Jaylen Minnett at Northern Ky. (1/16/2021)	7 - twice
3-Pt FG Pct. (min. 3 made)	.857 (6-7) - Marcus Burk at Northern Ky. (1/15/2021)	1.000 (3-3) - Grant Basile vs. Wright St. (1/23/2021)
Free Throws Made	7 - Jaylen Minnett at Northern Ky. (1/15/2021)	8 - twice
Free Throws Attempted	8 - Jaylen Minnett at Northern Ky. (1/15/2021)	9 - twice
Free Throw Pct. (min. 5 made)	1.000 (6-6) - Jaylen Minnett at Milwaukee (1/9/2021)	1.000 (8-8) - twice
Offensive Rebounds	5 - twice	5 - Shakem Johnson vs. Tennessee St. (12/12/2020)
Defensive Rebounds	13 - Elyjah Goss vs. Tennessee St. (12/12/2020)	11 - Adrian Nelson at Northern Ky. (1/16/2021)
Total Rebounds	16 - Elyjah Goss vs. Tennessee St. (12/12/2020)	13 - Adrian Nelson at Northern Ky. (1/16/2021)
Assists	8 - Mike DePersia vs. Tennessee St. (12/12/2020)	8 - TeJon Lucas at Milwaukee (1/8/2021)
Turnovers	6 - Marcus Burk vs. Cleveland St. (1/2/2021)	7 - D'Moi Hodge vs. Cleveland St. (1/2/2021)
Blocked Shots	3 - Elyjah Goss vs. Tennessee St. (12/12/2020)	2 - five times
Steals	6 - Marcus Burk at Northern Ky. (1/16/2021)	5 - D'Moi Hodge vs. Cleveland St. (1/2/2021)
Minutes Played (regulation game)	38 - four times	36 - Marques Warrick at Northern Ky. (1/15/2021)
Minutes Played (OT game)	---	---

2020-2021 TEAM SUPERLATIVES

IUPUI High	IUPUI Low	Statistical Category	Opponent High	Opponent Low
74 at Northern Ky. (1/15)	49 vs. Cleve. St. (1/2)	Points	100 vs. Wright St. (1/23)	59 vs. Cleve. St. (1/2)
41 vs. Tenn. St. (12/20)	27 vs. Wright St. (1/23)	1st Half Pts.	46 vs. Wright St. (1/22)	26 at Northern Ky. (1/16)
46 at Northern Ky. (1/15)	21 vs. Cleve. St. (1/2)	2nd Half Pts.	59 vs. Wright St. (1/23)	28 vs. Cleve. St. (1/1)
29 vs. Wright St. (1/23)	19 vs. Cleve. St. (1/2)	Field Goals	37 vs. Wright St. (1/22)	23 - twice
70 vs. Wright St. (1/22)	52 vs. Cleve. St. (1/2)	Field Goal Attempts	69 vs. Tenn. St. (12/20)	48 at Northern Ky. (1/16)
.453 vs. Wright St. (1/23)	.365 vs. Cleve. St. (1/2)	FG Pct.	.569 vs. Wright St. (1/22)	.391 vs. Tenn. St. (12/20)
11 at Northern Ky. (1/16)	4 vs. Cleve. St. (1/1)	3-Point Field Goals	13 - twice	3 vs. Tenn. St. (12/20)
30 at Northern Ky. (1/16)	18 at Northern Ky. (1/15)	3-Point Field Goal Att.	27 vs. Wright St. (1/23)	13 at Northern Ky. (1/16)
.500 at Northern Ky. (1/15)	.190 vs. Cleve. St. (1/1)	3-Point FG Pct.	.565 at Milwaukee (1/8)	.176 vs. Tenn. St. (12/20)
18 vs. Tenn. St. (12/20)	4 at Northern Ky. (1/16)	Free Throws	19 - twice	9 - 4x
27 vs. Tenn. St. (12/20)	8 vs. Cleve. St. (1/2)	Free Throw Attempts	26 vs. Cleve. St. (1/1)	14 - twice
.750 vs. Cleve. St. (1/2)	.400 at Northern Ky. (1/16)	Free Throw Pct.	.826 vs. Wright St. (1/23)	.462 vs. Cleve. St. (1/1)
14 - twice	2 at Milwaukee (1/9)	Offensive Reb.	15 vs. Tenn. St. (12/20)	1 at Milwaukee (1/9)
29 vs. Tenn. St. (12/20)	15 at Northern Ky. (1/15)	Defensive Reb.	35 vs. Wright St. (1/22)	21 at Northern Ky. (1/15)
40 vs. Tenn. St. (12/20)	25 vs. Wright St. (1/23)	Total Rebounds	47 vs. Tenn. St. (12/20)	31 at Northern Ky. (1/16)
21 vs. Wright St. (1/23)	15 vs. Cleve. St. (1/2)	Fouls	24 vs. Tenn. St. (12/20)	9 vs. Wright St. (1/22)
20 vs. Cleve. St. (1/1)	8 at Northern Ky. (1/16)	Assists	21 vs. Wright St. (1/23)	7 at Northern Ky. (1/16)
21 vs. Cleve. St. (1/2)	10 - twice	Turnovers	21 vs. Cleve. St. (1/2)	8 vs. Wright St. (1/22)
7 vs. Tenn. St. (12/20)	0 - twice	Blocked Shots	3 - twice	1 - 3x
15 vs. Cleve. St. (1/2)	4 vs. Wright St. (1/22)	Steals	14 vs. Cleve. St. (1/2)	3 at Northern Ky. (1/15)

2020-2021 GAME-BY-GAME LEADERS / STARTING FIVES

Opponent	Starting 5 (alphabetically)	Points	Rebounds	Assists	Blocks	Steals
Tennessee St.	Burk-DePersia-Goss-Harvey-Pandev	Burk (18)	Goss (16)	DePersia (8)	Goss (3)	Burk/DePersia (2)
Cleveland St.	Burk-DePersia-Goss-Minnett-Pandev	Burk (18)	Goss (12)	LaStrap (6)	Burk (2)	Burk/Minnett (2)
Cleveland St.	Burk-DePersia-Goss-Harvey-Pandev	Burk (15)	Goss (10)	LaStrap (4)	Pandev/Shirley (1)	three tied w/ (3)
at Milwaukee	Burk-DePersia-Goss-Harvey-Seay	Harvey (18)	Goss (8)	DePersia (4)	none	Burk (3)
at Milwaukee	Burk-DePersia-Goss-Harvey-Minnett	Minnett (24)	Goss (13)	DePersia/Minnett (3)	Carrasco/DePersia (1)	DePersia (2)
at Northern Ky.	Burk-DePersia-Goss-McClure-Minnett	Burk (27)	Goss (7)	DePersia (3)	none	McClure (3)
at Northern Ky.	Burk-DePersia-Goss-McClure-Minnett	Burk (23)	Burk (6)	Minnett (4)	3 tied w/ (1)	Burk (6)
Wright St.	DePersia-Goss-McClure-Minnett-Seay	Minnett (17)	Goss (7)	McClure (3)	McClure/Stoltz (1)	four tied w/ (1)
Wright St.	Burk-DePersia-Goss-McClure-Minnett	Burk (32)	Goss (10)	DePersia/Minnett (4)	Burk (1)	Burk (3)
Milwaukee						
Milwaukee						
at Green Bay						
at Green Bay						
UIC						
UIC						
at Y'town St.						
at Y'town St.						
HL 1st Round						
HL 2nd Round						
HL Semis						
HL Finals						

2020-2021 COMPARISON STATISTICS

Opponent	1st	2nd	Score	Mar	Total FG	FG Pct	3-Pointers	3FG Pct	Free Throws	FT Pct	Rebounds	Assist	T/Over	Block	Steal	Fouls
TENNESSEE ST.	41/37	28/29	69-66	+3	22-60/27-69	.367/.391	7-20/3-17	.350/.176	18-27/9-15	.667/.600	40/47 (7)	14/14	17/17	7/3	6/8	16/24
CLEVELAND ST.	36/37	26/28	62-65	(3)	25-60/24-54	.417/.444	4-21/5-16	.190/.313	8-15/12-26	.533/.462	34/39 (5)	20/13	18/20	2/2	7/7	18/16
CLEVELAND ST.	28/28	21/31	49-59	(10)	19-52/23-52	.365/.442	5-24/4-18	.208/.222	6-8/9-14	.750/.643	29/37 (8)	13/12	21/21	2/2	15/14	15/14
Milwaukee	38/44	32/50	70-94	(24)	25-60/31-59	.417/.525	8-27/13-23	.296/.565	12-19/19-24	.632/.792	33/39 (6)	10/19	13/12	0/2	5/6	20/17
Milwaukee	38/40	25/31	63-71	(8)	22-54/29-52	.407/.558	10-25/4-14	.400/.286	9-13/9-14	.692/.643	28/33 (5)	11/13	15/16	2/1	6/9	20/15
Northern Ky.	28/30	46/39	74-69	+5	25-58/27-53	.431/.509	9-18/6-23	.500/.261	15-22/9-16	.682/.563	29/34 (5)	12/10	10/15	0/1	10/3	16/17
Northern Ky.	32/26	33/37	65-63	+2	25-57/23-48	.439/.479	11-30/4-13	.367/.308	4-10/13-19	.400/.684	29/31 (2)	8/7	14/18	3/3	8/7	18/12
WRIGHT ST.	28/46	37/49	65-95	(30)	26-70/37-65	.371/.569	6-25/6-18	.240/.333	7-10/15-20	.700/.750	32/44 (12)	10/18	10/8	2/1	4/9	18/9
WRIGHT ST.	27/41	45/59	72-100	(28)	29-64/34-61	.453/.557	6-20/13-27	.300/.481	8-11/19-23	.727/.826	25/40 (15)	14/21	13/13	1/2	8/6	21/10

Note: Game totals are displayed in the format TEAM/OPPONENT for each category

2020-2021 POINTS-REBOUNDS-ASSISTS

Opponent	Date	Score	00	02	04	05	10	12	14
TENNESSEE ST.	12/12/20	69-66 w	DNP	7-1-0	9-1-0	2-2-0	10-4-8	7-3-2	18-4-2
CLEVELAND ST.	01/01/21	62-65 L	10-3-3	3-0-0	9-5-6	0-0-1	0-0-5	8-1-0	18-2-2
CLEVELAND ST.	01/02/21	49-59 L	0-2-2	5-2-0	4-3-4	0-3-1	0-1-2	14-3-0	15-2-0
at Milwaukee	01/08/21	70-94 L	11-1-0	18-5-0	2-4-3	0-2-0	5-3-4	12-3-0	9-2-2
at Milwaukee	01/09/21	63-71 L	24-1-3	5-3-0	0-0-0	3-2-1	3-3-3	0-1-2	15-2-2
at Northern Ky.	01/15/21	74-69 w	18-3-1	10-2-0	0-0-1	6-5-1	6-5-3	2-0-2	27-2-2
at Northern Ky.	01/16/21	65-63 w	18-5-4	3-4-1	0-0-0	5-1-0	4-0-1	6-2-1	23-6-1
WRIGHT ST.	01/22/21	65-95 L	17-1-2	3-5-0	10-5-2	1-3-3	7-1-2	5-2-0	14-2-1
WRIGHT ST.	01/23/21	72-100 L	12-0-4	5-3-0	3-0-2	2-2-1	5-1-4	9-0-0	32-5-1

Opponent	Date	Score	20	23	24	32	33	50
TENNESSEE ST.	12/12/20	69-66 w	0-1-0	2-2-0	2-1-0	7-16-1	5-3-1	0-0-0
CLEVELAND ST.	01/01/21	62-65 L	0-1-1	0-0-0	2-0-0	12-12-1	0-6-0	0-0-1
CLEVELAND ST.	01/02/21	49-59 L	DNP	DNP	0-0-0	9-10-1	0-1-3	2-0-0
at Milwaukee	01/08/21	70-94 L	0-0-0	0-1-0	0-0-0	8-8-1	3-2-0	2-1-0
at Milwaukee	01/09/21	63-71 L	DNP	0-0-0	0-2-0	10-13-0	3-0-0	0-0-0
at Northern Ky.	01/15/21	74-69 w	DNP	0-0-0	0-0-0	5-7-2	0-0-0	DNP
at Northern Ky.	01/16/21	65-63 w	DNP	DNP	0-0-0	6-5-0	0-1-0	DNP
WRIGHT ST.	01/22/21	65-95 L	0-2-0	0-1-0	0-1-0	6-7-0	DNP	2-1-0
WRIGHT ST.	01/23/21	72-100 L	0-0-1	0-0-0	0-0-0	4-10-1	DNP	0-0-0



Byron Rimm II is in his second season as head coach of the Jaguars after originally being named the program's interim head coach for the 2019-2020 season on Aug. 27, 2019. The ninth head coach in program history, Rimm originally joined the IUPUI program in October 2018 as the Jaguars' associate head coach.

In his first season as head coach, he piloted the team to a 7-25 mark, which included a resounding early season road win over

AAC foe South Florida. Under his leadership, guard Marcus Burk earned All-Horizon League honors and later entered his name in the NBA Draft, while forward Elyjah Goss was an All-Defensive Team selection and set a program record for single-season rebounds.

Rimm originally came to Indianapolis to serve as associate head coach during the 2018-2019 campaign, helping IUPUI to 16 wins - the program's most since a 19-win campaign in 2010-11. Included in the wins was a benchmark road win at ACC foe Boston College and a win of the Niagara Regional of the Fort Myers Tip-Off Classic during non-conference play. The Jaguars were later selected to play in the 2019 CIT, earning the program's third postseason appearance in the Division I era.

Rimm has an extensive background in college basketball including having served as head coach at Prairie View A&M from 2006-15, where he remains the program's all-time winningest coach with 115 victories. Under Rimm's direction, the program ascended to new heights, including back-to-back appearances in the SWAC tournament championship game in 2013 and 2014. Before Prairie View, the Pensacola, Fla.-native gained valuable experience on the West Coast, which included assistant coaching stops at Pasadena City College and Chaffey Community College from 1997-2000.

He directed Cal State San Bernardino to a No. 3 national ranking in NCAA Division II during the 2000 campaign and then took over the reins as the head women's basketball coach at Texas College in Tyler, Texas, guiding the team to a 20-12 mark in his lone season. At the time, the 20-12 mark was the most successful season in program history. He then had a four-year run as the head men's coach with Jarvis Christian College before joining Prairie View A&M as an assistant for the 2005-06 season. He was promoted to the head coaching spot the following season at age 32.

He coached Prairie View A&M to winning seasons in 2008-09 and 2009-10 and won 115 games during his time as head coach. His 2014 squad boasted the highest APR ranking among SWAC teams and also registered the best score in program history.

Since then, Rimm has served as the director of basketball operations at Texas A&M Corpus Christi in 2016-17 and as an assistant at UC Riverside in 2017-18.

Rimm played at Ventura College and California State University Los Angeles before earning his degree from Cal State, Los Angeles in 1999. He earned his master's degree in education from American InterContinental University in 2005.



THE RIMM FILE

School: Cal State, Los Angeles, '99

Seasons with IUPUI:3rd season

Career Record:.....192-273 (15 years)

Division I Record: 125-222 (11 years)

IUPUI Record:..... 10-31 (2 years)

Coaching Experience:

.....1997-99, Asst. Coach, Pasadena C.C.

..... 1999-00, Asst. Coach, Chaffey College

.....2000-01, Asst. Coach, Cal State San Bernadino

.....2001-02, Head Coach, Texas College (women)

..... 2002-05, Head Coach, Jarvis Christian

..... 2006-16, Head Coach, Prairie View A&M

..... 2016-17, Director of Ops., Texas A&M CC

..... 2017-18, Assistant Coach, UC Riverside

..... 2018-19, Associate Head Coach, IUPUI

.....2019-pres., Head Coach, IUPUI

ALL-TIME RESULTS

Milwaukee (5-9)

H: 3-2, A: 2-7, N: 0-0

D1 era: 4-7, OT: 1-2

12-22-1986	H	72-66	W
12-21-1987	A	75-90	L
2-7-1990	A	88-106	L
11-18-2011	A	49-62	L
2-23-2013	H	88-95!!	L
11-19-2014	A	70-68	W
1-10-2018	H	72-71	W
2-16-2018	A	76-71!	W
1-19-2019	A	57-64	L
2-22-2019	H	67-60	W
1-3-2020	A	74-78	L
2-8-2020	H	79-80!	L
1-8-2021	A	70-94	L
1-9-2021	A	63-71	L

JAGUARS FALL SHORT AT MILWAUKEE ON SATURDAY, 71-63

MILWAUKEE, Wisc. (Jan. 9, 2021)

Senior Jaylen Minnett tallied a season-high 24 points, including four threes, and classmate Elyjah Goss registered his second double-double of the season with 10 points and 13 boards, but the Jags fell on the road at Milwaukee on Saturday (Jan. 9), 71-63.

Marcus Burk added 15 points in the loss as the Jaguars connected on 10-of-25 (40 percent) from three-point range. Te'Jon Lucas led Milwaukee (5-2, 3-1 HL) with 15 points, five boards and four assists and Josh Thomas contributed 14 points and seven rebounds for the victors.

IUPUI (1-4, 0-4 HL) led 57-56 with 7:36 to play after Minnett drained a pair of free throws, but DeAndre Gholston and Thomas scored back-to-back buckets to give the hosts a three-point advantage. Burk cut the lead back to one when he arced in an 18-footer, but Lucas matched him with a tough fallaway at the other end.

The Jags were unable to get enough stops late as Milwaukee scored on seven of its final nine possessions to seal the win. The Panthers shot 56 percent from the floor and outrebounded the Jags 33-28. Milwaukee was particularly tough on the interior, outscoring the Jaguars 34-16 in the paint.

IUPUI opted to shelve the short game and bomb away from deep, particularly in the first half. Head coach Byron Rimm's squad connected on eight first half trifectas while playing uphill for much of the opening 20 minutes. Burk connected on a long three on the Jaguars' opening possession before Milwaukee scored the game's next 11 points. The Panthers pushed the lead out as large as 10 on three different occasions before the break, but IUPUI used a late 10-0 to tie the score.

Junior Bobby Harvey opened the 10-0 run by swishing a three and Nathan McClure followed by draining his first three of the campaign from the right wing. After a defensive stand, Minnett drew a foul and splashed both free throws to make it 36-34. The Jags then pulled even when Goss dropped in a right-handed hook from in close with 59 seconds left in the half. Milwaukee capped the half with back-to-back Lucas jumpers sandwiched around a Minnett layup to make it 40-38 at halftime.

The positive momentum carried over into the second half as an early 12-0 IUPUI run helped to build a 50-43 lead. Burk sparked the run with a jumper and it was followed by a pair of Minnett free throws. Burk then followed by drilling an open three and Mike DePersia converted a three-point play on a drive down the left side. After forcing another turnover, Burk connected on a runner to extend the IUPUI lead.

MKE's Donovan Newby snapped the four minute drought by drilling a corner three, which opened an 8-0 run for the hosts.

"The last eight minutes of the game in every game decides it," Goss said. "For us, it's about putting a complete game together instead of just a 32 or 34 minute game."

Minnett moved to No. 14 on IUPUI's all-time scoring list, upping his all-time total to 1,185 and overtaking both Odell Bradley (1,170) and Charles Price (1,182) on Saturday. It was his 12th game of 20 points or more in his four-year career. Meanwhile, Goss recorded his 17th career double-double and continued to bear down on the program's career rebounding record. With 13 caroms on Saturday, he ended the day with 730 career boards, trailing Don Carlisle by 39 for the career record.

IUPUI 63 • 1-4,0-4 Horizon

#	Player	Total		3-Ptr		Rebounds		PF	TP	A	TO	Blk	Stl	Min
		FG-FGA	FG-FGA	FT-FTA	Off Def Tot	Off Def Tot	Off Def Tot							
32	GOSS, Elyjah	4-7	0-0	2-4	1 12 13	1 10	0 3 0	1	33					
00	MINNETT, Jaylen	7-16	4-8	6-6	0 1 1	2 24	3 1 0	0	34					
02	HARVEY, Bobby	2-7	1-4	0-0	1 2 3	4 5	0 3 0	0	25					
10	DePERSIA, Mike	1-3	0-1	1-3	0 3 3	3 3	3 2 1	2	36					
14	BURK, Marcus	6-14	3-8	0-0	0 2 2	4 15	2 4 0	1	27					
04	LaSTRAP, Bakari	0-1	0-0	0-0	0 0 0	0 0	0 0 0	0	4					
05	McCLURE, Nathan	1-2	1-2	0-0	0 2 2	1 3	1 0 0	1	12					
12	SEAY, Azariah	0-3	0-1	0-0	0 1 1	2 0	2 0 0	1	17					
23	GEORGIAIDIS, Dimitri	0-0	0-0	0-0	0 0 0	1 0	0 1 0	0	2					
24	CARRASCO, Jonah	0-0	0-0	0-0	0 2 2	0 0	0 0 1	0	3					
33	PANDEV, Dimitar	1-1	1-1	0-0	0 0 0	2 3	0 1 0	0	5					
50	SHIRLEY, Acton	0-0	0-0	0-0	0 0 0	0 0	0 0 0	0	2					
Team														
Totals		22-54	10-25	9-13	2 26 28	20 63	11 15 2	6	200					

FG % 1st Half: 13-27 48.1% 2nd half: 9-27 33.3% Game: 22-54 40.7%
 3FG % 1st Half: 8-15 53.3% 2nd half: 2-10 20.0% Game: 10-25 40.0%
 FT % 1st Half: 4-6 66.7% 2nd half: 5-7 71.4% Game: 9-13 69.2%

Deadball
Rebounds
2

Milwaukee 71 • 5-2,4-1 Horizon

#	Player	Total		3-Ptr		Rebounds		PF	TP	A	TO	Blk	Stl	Min
		FG-FGA	FG-FGA	FT-FTA	Off Def Tot	Off Def Tot	Off Def Tot							
05	C.J. Wilbourn	3-7	0-1	0-0	0 1 1	2 6	3 0 0	2	25					
25	Grant Coleman	3-5	1-2	1-2	0 5 5	2 8	0 3 1	1	24					
03	Te'Jon Lucas	7-12	0-3	1-1	0 5 5	2 15	4 5 0	1	31					
04	DeAndre Gholston	4-6	0-1	1-2	0 5 5	1 9	0 1 0	0	30					
24	Josh Thomas	6-10	0-1	2-3	0 7 7	2 14	2 2 0	3	31					
00	Donovan Newby	1-3	1-1	2-2	0 2 2	0 5	3 2 0	1	17					
01	Devon Hancock	2-5	1-4	0-0	0 0 0	1 5	1 0 0	0	15					
12	Amir Allen	1-1	0-0	1-2	1 1 2	0 3	0 1 0	0	10					
21	Tafari Simms	2-3	1-1	1-2	0 4 4	5 6	2 0 0	1	17					
Team														
Totals		29-52	4-14	9-14	1 32 33	15 71	13 16 1	9	200					

FG % 1st Half: 17-29 58.6% 2nd half: 12-23 52.2% Game: 29-52 55.8%
 3FG % 1st Half: 1-6 16.7% 2nd half: 3-8 37.5% Game: 4-14 28.6%
 FT % 1st Half: 5-7 71.4% 2nd half: 4-7 57.1% Game: 9-14 64.3%

Deadball
Rebounds
1

Officials: John Washo, Brian Shore, Luke Chittum
 Technical fouls: IUPUI-None, Milwaukee-None.
 Attendance:

Score by periods	1st	2nd	Total
IUPUI	38	25	63
Milwaukee	40	31	71

Points	In	Off	2nd	Fast	Bench
IUPUI	16	17	0	3	6
MKE	34	18	2	3	19

Last FG - IUPUI 2nd-02:28, MKE 2nd-00:24.
 Largest lead - IUPUI by 7 2nd-15:36, MKE by 10 1st-10:32.
 IUPUI led for 08:32, MKE led for 29:44. Game was tied for 01:44.

Score tied - 5 times.
 Lead changed - 9 times.

PLAYER BIOS



JAYLEN MINNETT (min-NET)

Senior | Guard
6-1 | 180
Terre Haute, Ind.
Terre Haute South

Birthdate: July 24, 1999 (age 21)
Major: Sports Management

#0

QUICK NOTES

2019 HL 6th Man of the Year... 2020-21 team captain...IUPUI's single-season (115) and career leader (262) in 3's made...tallied his 1,000th career point against GB on Feb. 6, becoming the 24th in school history to hit for 1,000 career points...62 career double-digit scoring games...had made a three in every game since Feb. 23, 2018 (69 straight), setting a new HL record and the 5th-longest streak in NCAA D1 history before his streak was snapped on Jan. 2...his 7.1 ppg as a freshman was the highest by an IUPUI rookie since Alex Young averaged 10.8 per game in 2008-09...named to the Indiana All-Star Team.

FAST NUMBERS

	SEASON	CAREER
DOUBLE DIGIT SCORING GAMES:	7	62
20+ POINT SCORING GAMES:	1	12
30+ POINT SCORING GAMES:	0	3
GAMES STARTED:	6	42

TIMES HE'S LED THE TEAM IN:	PTS	REB	AST	STL	BLK
(SEASON/CAREER)	2/20	0/1	3/30	2/19	0/4

CAREER/SEASON HIGHS

CAREER HIGH	CATEGORY	SEASON HIGH
32 vs. Green Bay (2/6/2020)	PTS	24 at Milwaukee (1/9/2021)
7 at UIC (2/22/2020)	REB	5 at Northern Kentucky (1/16/2021)
7 - twice	AST	4 - twice
11 vs. Green Bay (2/6/2020)	FG	7 - 3x
30 vs. Milwaukee (2/8/2020)	FGA	17 vs. Wright State (1/22/2021)
8 vs. Green Bay (2/6/2020)	3FG	4 at Milwaukee (1/9/2021)
19 vs. Milwaukee (2/8/2020)	3FGA	11 at Northern Kentucky (1/16/2021)
9 at Green Bay (1/5/2020)	FT	7 at Northern Kentucky (1/15/2021)
9 - twice	FTA	8 at Northern Kentucky (1/15/2021)
4 at South Florida (11/13/19)	STL	2 vs. Cleveland St. (1/1/2021)
1 - 6x	BLK	---
44 vs. Milwaukee (2/8/2020)	MIN	37 at Northern Kentucky (1/16/2021)

GAME-BY-GAME

Opponent	MIN	FG	3FG	FT	O-D-T	PF	A	TO	B	S	PTS
Tennessee St.					did not play						
Cleveland St.*	28	4-13	2-7	0-0	2-1-3	4	3	5	0	2	10
Cleveland St.	23	0-5	0-2	0-0	0-2-2	1	2	2	0	1	0
at Milwaukee	22	4-10	3-6	0-0	0-1-1	1	0	2	0	1	11
at Milwaukee*	34	7-16	4-8	6-6	0-1-1	2	3	1	0	0	24
at Northern Ky.*	35	5-12	1-6	7-8	0-3-3	2	1	4	0	1	18
at Northern Ky.*	37	7-16	3-11	1-2	1-4-5	1	4	1	0	0	18
Wright St.*	29	7-17	3-9	0-0	0-1-1	0	2	2	0	1	17
Wright St.*	30	5-12	2-6	0-0	0-0-0	2	4	2	0	1	12
Milwaukee											
Milwaukee											
at Green Bay											
at Green Bay											
UIC											
UIC											
at Y'town St.											
at Y'town St.											
HL 1st Round											
HL 2nd Round											
HL Semis											
HL Finals											

* denotes starter

CAREER STATS

Season	GP-GS	MIN-Avg	FG	Pct.	3FG	Pct.	FT	Pct.
2017-18	30-4	630-21.0	69-173	.399	51-126	.405	24-30	.800
2018-19	33-1	790-23.9	131-368	.356	78-247	.316	55-63	.873
2019-20	32-31	1131-35.3	175-482	.363	115-315	.365	67-87	.770
2020-21	8-6	238-29.8	39-101	.386	18-55	.327	14-16	.875
TOTALS	103-42	2789-27.1	414-1124	.368	262-743	.353	160-196	.816

REBOUNDS

Season	O-D-REB-AVG.	PF-DQ	AST	TO	BLK	STL	PTS-PPG
2017-18	12-24-36-1.2	42-0	35	39	1	14	213-7.1
2018-19	10-58-68-2.1	53-0	65	49	2	29	395-12.0
2019-20	12-88-100-3.1	59-1	110	86	3	38	532-16.6
2020-21	3-13-16-2.0	13-0	19	19	0	7	110-13.8
TOTALS	37-183-220-2.1	167-1	229	193	6	88	1250-12.1



BOBBY HARVEY

Junior | Guard
6-3 | 200
Chicago, Ill.
Hillcrest (Wabash Valley J.C.)

Birthdate: Nov. 20, 1999 (age 21)
Major: General Studies

#2

QUICK NOTES

Joins the Jaguars from Wabash Valley J.C. where he averaged 11.9 points and hit 71 3's last season...helped Wabash Valley to a 21-11 mark last season...played his freshman year at Maryville University where he was voted to the GLVC All-Freshman Team...was one of the top players in the Chicagoland-area his senior year at Hillcrest where he was named the South Suburban Conference Player of the Year.

FAST NUMBERS

	SEASON	CAREER
DOUBLE DIGIT SCORING GAMES:	2	2
GAMES STARTED:	4	4

TIMES HE'S LED THE TEAM IN:	PTS	REB	AST	STL	BLK
(SEASON/CAREER)	1/1	0/0	0/0	0/0	1/1

CAREER/SEASON HIGHS

CAREER HIGH	CATEGORY	SEASON HIGH
18 at Milwaukee (1/8/2021)	PTS	18 at Milwaukee (1/8/2021)
5 - twice	REB	5 - twice
1 at Northern Kentucky (1/16/2021)	AST	1 at Northern Kentucky (1/16/2021)
6 at Milwaukee (1/8/2021)	FG	6 at Milwaukee (1/8/2021)
13 at Milwaukee (1/8/2021)	FGA	13 at Milwaukee (1/8/2021)
2 - twice	3FG	2 - twice
7 at Milwaukee (1/8/2021)	3FGA	7 at Milwaukee (1/8/2021)
4 at Milwaukee (1/8/2021)	FT	4 at Milwaukee (1/8/2021)
6 at Milwaukee (1/8/2021)	FTA	6 at Milwaukee (1/8/2021)
1 - twice	STL	1 - twice
1 - twice	BLK	1 - twice
30 vs. Tennessee St. (12/12/2020)	MIN	30 vs. Tennessee St. (12/12/2020)

GAME-BY-GAME

Opponent	MIN	FG	3FG	FT	O-D-T	PF	A	TO	B	S	PTS
Tennessee St.*	30	3-9	1-5	0-0	0-1-1	1	0	5	1	0	7
Cleveland St.	5	1-1	1-1	0-0	0-0-0	0	0	1	0	0	3
Cleveland St.*	23	2-8	1-6	0-0	0-2-2	1	0	1	0	1	5
at Milwaukee*	28	6-13	2-7	4-6	0-5-5	0	0	1	0	1	18
at Milwaukee*	25	2-7	1-4	0-0	1-2-3	4	0	3	0	0	5
at Northern Ky.	16	3-7	2-3	2-2	2-0-2	4	0	0	0	0	10
at Northern Ky.	27	1-6	1-4	0-1	1-3-4	3	1	2	1	0	3
Wright St.	17	1-2	1-2	0-0	0-5-5	2	0	1	0	0	3
Wright St.	18	2-4	1-2	0-0	0-3-3	2	0	0	0	0	5
Milwaukee											
Milwaukee											
at Green Bay											
at Green Bay											
UIC											
UIC											
at Y'town St.											
at Y'town St.											
HL 1st Round											
HL 2nd Round											
HL Semis											
HL Finals											

* denotes starter

CAREER STATS

Season	GP-GS	MIN-Avg	FG	Pct.	3FG	Pct.	FT	Pct.
2020-21	9-4	189-21.0	21-57	.368	11-34	.324	6-11	.545
TOTALS	9-4	189-21.0	21-57	.368	11-34	.324	6-11	.545

REBOUNDS

Season	O-D-REB-AVG.	PF-DQ	AST	TO	BLK	STL	PTS-PPG
2020-21	4-21-25-2.8	17-0	1	14	2	2	59-6.6
TOTALS	4-21-25-2.8	17-0	1	14	2	2	59-6.6

PLAYER BIOS



BAKARI LaSTRAP

#4

Freshman | Guard
6-0 | 170
Houston, Texas
The Woodlands Christian Academy

Birthdate: July 10, 2001 (age 19)
Major: Undeclared

QUICK NOTES

Jaguars lone freshman on the roster... joins the Jaguars from The Woodlands (Texas) Christian Academy where he won two TAPPS Class 4A state titles (2018 & 2020) and also earned a runner-up finish in 2019... named the All-Greater Houston Private School Player of the Year by the Houston Chronicle in 2020... capped a 21-point performance in the 2020 title game by catching a lob from a teammate for a dunk that received more than 12,000 views on Twitter... he and McClure are the 2nd and 3rd-ever players to come from Texas, joining Taveion White from last year.

FAST NUMBERS

	SEASON	CAREER			
DOUBLE DIGIT SCORING GAMES:	1	1			
GAMES STARTED:	0	0			
DUNKS:	1	1			
TIMES HE'S LED THE TEAM IN:	PTS	REB	AST	STL	BLK
(SEASON/CAREER)	0/0	0/0	2/2	1/1	0/0

CAREER/SEASON HIGHS

CAREER HIGH	CATEGORY	SEASON HIGH
10 vs. Wright State (1/22/2021)	PTS	10 vs. Wright State (1/22/2021)
5 - twice	REB	5 - twice
6 vs. Cleveland St. (1/1/2021)	AST	6 vs. Cleveland St. (1/1/2021)
4 vs. Wright State (1/22/2021)	FG	4 vs. Wright State (1/22/2021)
10 vs. Wright State (1/22/2021)	FGA	10 vs. Wright State (1/22/2021)
1 - twice	3FG	1 - twice
2 vs. Wright State (1/22/2021)	3FGA	2 vs. Wright State (1/22/2021)
3 - twice	FT	3 - twice
5 vs. Tennessee St. (12/12/2020)	FTA	5 vs. Tennessee St. (12/12/2020)
3 vs. Cleveland St. (1/2/2021)	STL	3 vs. Cleveland St. (1/2/2021)
---	BLK	---
27 - twice	MIN	27 - twice

GAME-BY-GAME

Opponent	MIN	FG	3FG	FT	O-D-T	PF	A	TO	B	S	PTS
Tennessee St.	14	3-6	0-1	3-5	0-1-1	0	0	0	0	1	9
Cleveland St.	27	3-8	0-1	3-4	3-2-5	4	6	3	0	1	9
Cleveland St.	21	1-4	1-1	1-2	0-3-3	4	4	2	0	3	4
at Milwaukee	15	1-3	0-1	0-0	0-4-4	1	3	2	0	0	2
at Milwaukee	4	0-1	0-0	0-0	0-0-0	0	0	0	0	0	0
at Northern Ky.	3	0-0	0-0	0-0	0-0-0	0	1	0	0	0	0
at Northern Ky.	5	0-0	0-0	0-0	0-0-0	1	0	1	0	0	0
Wright St.	27	4-10	0-2	2-2	2-3-5	1	2	3	0	0	10
Wright St.	14	1-3	1-1	0-2	0-0-0	1	2	3	0	1	3
Milwaukee											
Milwaukee											
at Green Bay											
at Green Bay											
UIC											
UIC											
at Y'town St.											
at Y'town St.											
HL 1st Round											
HL 2nd Round											
HL Semis											
HL Finals											

* denotes starter

CAREER STATS

Season	GP-GS	MIN-Avg	FG	Pct.	3FG	Pct.	FT	Pct.
2020-21	9-0	130-14.4	13-35	.371	2-7	.286	9-15	.600
TOTALS	9-0	130-14.4	13-35	.371	2-7	.286	9-15	.600

REBOUNDS

Season	O-D-REB-AVG.	PF-DQ	AST	TO	BLK	STL	PTS-PPG
2020-21	5-13-18-2.0	12-0	18	14	0	6	37-4.1
TOTALS	5-13-18-2.0	12-0	18	14	0	6	37-4.1



NATHAN McClURE

#5

Sophomore | Guard
6-4 | 175
Houston, Texas
Concordia Lutheran (State Fair C.C.)

Birthdate: Feb. 18, 2000 (age 20)
Major: General Studies

QUICK NOTES

Transferred to IUPUI from State Fair (Mo.) C.C. where he teamed with Dimitri Georgiadis... was a 3rd Team NJCAA Academic All-American at State Fair last season after averaging 4.6 points and 1.6 assists per game... spent his freshman campaign at Texas State where he redshirted... was a two-time TAPPS 6A All-State honoree at Concordia Lutheran (Texas) High School... was a first team all-state honoree his senior year... helped Concordia Lutheran to a 43-1 record and TAPPS 6A state title his final year... he and LaStrap are the 2nd and 3rd-ever players to come from Texas, joining Taveion White from last year.

FAST NUMBERS

	SEASON		CAREER		
DOUBLE DIGIT SCORING GAMES:	0		0		
GAMES STARTED:	4		4		
TIMES HE'S LED THE TEAM IN:	PTS	REB	AST	STL	BLK
(SEASON/CAREER)	0/0	0/0	1/1	1/1	2/2

CAREER/SEASON HIGHS

CAREER HIGH	CATEGORY	SEASON HIGH
6 at Northern Kentucky (1/15/2021)	PTS	6 at Northern Kentucky (1/15/2021)
5 at Northern Kentucky (1/15/2021)	REB	5 at Northern Kentucky (1/15/2021)
3 vs. Wright State (1/22/2021)	AST	3 vs. Wright State (1/22/2021)
2 - twice	FG	2 - twice
6 vs. Wright State (1/23/2021)	FGA	6 vs. Wright State (1/23/2021)
1 - twice	3FG	1 - twice
3 - twice	3FGA	3 - twice
2 at Northern Kentucky (1/15/2021)	FT	2 at Northern Kentucky (1/15/2021)
4 at Northern Kentucky (1/15/2021)	FTA	4 at Northern Kentucky (1/15/2021)
3 at Northern Kentucky (1/15/2021)	STL	3 at Northern Kentucky (1/15/2021)
1 - twice	BLK	1 - twice
24 at Northern Kentucky (1/15/2021)	MIN	24 at Northern Kentucky (1/15/2021)

GAME-BY-GAME

Opponent	MIN	FG	3FG	FT	O-D-T	PF	A	TO	B	S	PTS
Tennessee St.	16	1-5	0-1	0-0	1-1-2	1	0	2	0	0	2
Cleveland St.	10	0-1	0-1	0-0	0-0-0	0	1	1	0	0	0
Cleveland St.	6	0-1	0-1	0-0	1-2-3	0	1	1	0	1	0
at Milwaukee	5	0-0	0-0	0-0	1-1-2	1	0	2	0	0	0
at Milwaukee	12	1-2	1-2	0-0	0-2-2	1	1	0	0	1	3
at Northern Ky.*	24	2-5	0-1	2-4	5-0-5	3	1	0	0	3	6
at Northern Ky.*	13	2-3	1-2	0-0	0-1-1	2	0	1	1	0	5
Wright St.*	22	0-5	0-3	1-2	2-1-3	2	3	1	1	0	1
Wright St.*	21	1-6	0-3	0-0	1-1-2	3	1	2	0	1	2
Milwaukee											
Milwaukee											
at Green Bay											
at Green Bay											
UIC											
UIC											
at Y'town St.											
at Y'town St.											
HL 1st Round											
HL 2nd Round											
HL Semis											
HL Finals											

* denotes starter


CAREER STATS

Season	GP-GS	MIN-Avg	FG	Pct.	3FG	Pct.	FT	Pct.
2020-21	9-4	129-14.3	7-28	.250	2-14	.143	3-6	.500
TOTALS	9-4	129-14.3	7-28	.250	2-14	.143	3-6	.500

REBOUNDS

Season	O-D-REB-AVG.	PF-DQ	AST	TO	BLK	STL	PTS-PPG
2020-21	11-9-20-2.2	13-0	8	10	2	6	19-2.1
TOTALS	11-9-20-2.2	13-0	8	10	2	6	19-2.1

PLAYER BIOS



MIKE DePERSIA

#10

Sophomore | Guard
5-11 | 170
Cherry Hill, N.J.
Haddonfield Memorial

Birthdate: Apr. 30, 2000 (age 20)
Major: Finance

QUICK NOTES

2020-21 Team Captain... appeared in all 32 games last year and was a two-time Horizon League Freshman of the Week... set an IUPUI freshman Division I-era record with 85 assists last season... had a 3.05 assist-to-turnover ratio in league games... starting PG on two-time New Jersey state champion Haddonfield Memorial team... named South Jersey Player of the Decade... the DePersia family is one of just four families in N.J. high school history to have three siblings all score 1,000 career points as his twin brothers, Nick and Rob, also hit for 1,000 career pts.

FAST NUMBERS

	SEASON		CAREER		
DOUBLE DIGIT SCORING GAMES:	1		2		
GAMES STARTED:	9		19		
TIMES HE'S LED THE TEAM IN:	PTS	REB	AST	STL	BLK
(SEASON/CAREER)	0/0	0/0	5/14	3/10	2/2

CAREER/SEASON HIGHS

CAREER HIGH	CATEGORY	SEASON HIGH
11 vs. Cleveland St. (12/30/19)	PTS	10 vs. Tennessee St. (12/12/2020)
6 vs. Anderson (11/11/19)	REB	5 at Northern Kentucky (1/15/2021)
8 - twice	AST	8 vs. Tennessee St. (12/12/2020)
3 - three times	FG	3 vs. Tennessee St. (12/12/2020)
6 - 3x	FGA	6 - twice
1 - 9x	3FG	1 - 5x
3 - 3x	3FGA	3 vs. Wright State (1/23/2021)
6 vs. Wright St. (1/10/2020)	FT	3 vs. Tennessee St. (12/12/2020)
10 vs. Wright St. (1/10/2020)	FTA	4 vs. Tennessee St. (12/12/2020)
3 - 4x	STL	2 - 4x
1 - twice	BLK	1 - twice
37 - twice	MIN	37 at Northern Kentucky (1/15/2021)

GAME-BY-GAME

Opponent	MIN	FG	3FG	FT	O-D-T	PF	A	TO	B	S	PTS
Tennessee St.*	36	3-6	1-1	3-4	2-2-4	3	8	3	0	2	10
Cleveland St.*	13	0-1	0-0	0-0	0-0-0	2	5	0	0	1	0
Cleveland St.*	13	0-2	0-2	0-0	0-1-1	1	2	3	0	2	0
at Milwaukee*	17	1-1	1-1	2-3	1-2-3	3	4	0	0	0	5
at Milwaukee*	36	1-3	0-1	1-3	0-3-3	3	3	2	1	2	3
at Northern Ky.*	37	2-4	0-1	2-3	0-5-5	2	3	1	0	2	6
at Northern Ky.*	28	1-3	1-2	1-2	0-0-0	2	1	2	1	1	4
Wright St.*	29	2-6	1-2	2-2	0-1-1	0	2	0	0	1	7
Wright St.*	27	2-5	1-3	0-0	0-1-1	4	4	2	0	1	5
Milwaukee											
Milwaukee											
at Green Bay											
at Green Bay											
UIC											
UIC											
at Y'town St.											
at Y'town St.											
HL 1st Round											
HL 2nd Round											
HL Semis											
HL Finals											

* denotes starter

CAREER STATS

Season	GP-GS	MIN-Avg	FG	Pct.	3FG	Pct.	FT	Pct.
2019-20	32-10	701-21.9	28-82	.341	4-34	.118	22-41	.537
2020-21	9-9	236-26.2	12-31	.387	5-13	.385	11-17	.647
TOTALS	41-19	937-22.9	40-113	.354	9-47	.191	33-58	.569

REBOUNDS

Season	O-D-REB-AVG.	PF-DQ	AST	TO	BLK	STL	PTS-PPG
2019-20	22-48-70-2.2	60-1	85	42	0	33	82-2.6
2020-21	3-15-18-2.0	20-0	32	13	2	12	40-4.4
TOTALS	25-63-88-2.1	80-1	117	55	2	45	122-3.0



AZARIAH SEAY

#12

Junior | Guard
6-4 | 195
Montgomery, Ala.
Robert E. Lee (Blinn College)

Birthdate: Dec. 18, 1999 (age 21)
Major: General Studies

QUICK NOTES

Nickname is AZ... joined the Jaguars after spending last season at Blinn (Texas) College... played his freshman campaign at Alabama State, where Coach Rimm was on staff prior to coming to IUPUI... averaged 13.5 points and shot 49 percent from the floor last season at Blinn... made 19 appearances as a true freshman at Alabama State in 2018-19... was a three-time All-Metro performer in Montgomery, Ala., and a member of the Super State Team... was the Jaguars' first commit in his recruiting class... is IUPUI's first-ever player from the state of Alabama.

FAST NUMBERS

	SEASON		CAREER		
DOUBLE DIGIT SCORING GAMES:	2		2		
GAMES STARTED:	2		2		
TIMES HE'S LED THE TEAM IN:	PTS	REB	AST	STL	BLK
(SEASON/CAREER)	0/0	0/0	0/0	1/1	0/0

CAREER/SEASON HIGHS

CAREER HIGH	CATEGORY	SEASON HIGH
14 vs. Cleveland St. (1/2/2021)	PTS	14 vs. Cleveland St. (1/2/2021)
3 - 4x	REB	3 - 3x
4 vs. Birmingham-Southern (11/14/18)	AST	2 - 3x
6 vs. Cleveland St. (1/2/2021)	FG	6 vs. Cleveland St. (1/2/2021)
10 vs. Wright State (1/22/2021)	FGA	10 vs. Wright State (1/22/2021)
3 at Akron (11/28/18)	3FG	2 - 3x
5 at Northern Kentucky (1/16/2021)	3FGA	5 at Northern Kentucky (1/16/2021)
2 at Jackson State (3/12/19)	FT	1 - 4x
2 - 5x	FTA	2 - 3x
2 - twice	STL	2 at Northern Kentucky (1/15/2021)
1 vs. Birmingham-Southern (11/14/18)	BLK	---
25 at Milwaukee (1/8/2021)	MIN	25 at Milwaukee (1/8/2021)

GAME-BY-GAME

Opponent	MIN	FG	3FG	FT	O-D-T	PF	A	TO	B	S	PTS
Tennessee St.	13	2-5	2-3	1-2	1-2-3	0	2	1	0	1	7
Cleveland St.	14	4-8	0-2	0-0	0-1-1	1	0	0	0	0	8
Cleveland St.	18	6-9	2-4	0-0	1-2-3	2	0	3	0	0	14
at Milwaukee*	25	5-8	1-4	1-2	0-3-3	3	0	1	0	0	12
at Milwaukee	17	0-3	0-1	0-0	0-1-1	2	2	0	0	1	0
at Northern Ky.	10	1-1	0-0	0-0	0-0-0	1	2	0	0	2	2
at Northern Ky.	12	2-6	2-5	0-0	0-2-2	3	1	1	0	0	6
Wright St.	16	2-10	0-4	1-1	1-1-2	3	0	1	0	1	5
Wright St.	18	4-7	0-2	1-2	0-0-0	2	0	1	0	0	9
Milwaukee											
Milwaukee											
at Green Bay											
at Green Bay											
UIC											
UIC											
at Y'town St.											
at Y'town St.											
HL 1st Round											
HL 2nd Round											
HL Semis											
HL Finals											

* denotes starter

CAREER STATS


Season	GP-GS	MIN-Avg	FG	Pct.	3FG	Pct.	FT	Pct.
2018-19*	19-0	127-6.7	12-41	.293	6-24	.250	4-7	.571
2020-21	9-2	143-15.9	26-57	.456	7-25	.280	4-7	.571
TOTALS	9-2	143-15.9	26-57	.456	7-25	.280	4-7	.571

REBOUNDS

Season	O-D-REB-AVG.	PF-DQ	AST	TO	BLK	STL	PTS-PPG
2018-19*	8-9-7-0.9	21-0	8	7	1	6	34-1.8
2020-21	3-12-15-1.7	17-0	7	8	0	5	63-7.0
TOTALS	3-12-15-1.7	17-0	7	8	0	5	63-7.0

*at Alabama State / TOTALS only reflect IUPUI totals

PLAYER BIOS



MARCUS BURK

Senior | Guard
6-3 | 195
Indianapolis, Ind.
Franklin Central (Campbell)

Birthdate: Sept. 27, 1997 (age 23)
Major: General Studies

#14

QUICK NOTES

2nd Team All-Horizon Leaguer last season and preseason 1st teamer this year... 2020-21 team captain... his 21.3 ppg scoring average last year was the highest by an IUPUI player since George Hill's 21.5 mark in 2007-2008... two-time Horizon League Player of the Week last season... hit 93 3's and totaled 682 points in his first year at IUPUI... born in Gary, Ind... played his first two seasons at Campbell... he and teammate Chris Clemons (42 pts, 10-14 3's) each hit 10 3's in a game against Liberty on Jan. 22, 2018... has 1,629 career points between IUPUI and Campbell.

FAST NUMBERS

	SEASON	CAREER			
DOUBLE DIGIT SCORING GAMES:	8	37			
20+ POINT SCORING GAMES:	3	22			
30+ POINT SCORING GAMES:	1	5			
DOUBLE DIGIT REBOUNDING GAMES:	0	1			
DOUBLE-DOUBLES:	0	1			
GAMES STARTED:	8	40			
DUNKS:	2	6			
TIMES HE'S LED THE TEAM IN:	PTS	REB	AST	STL	BLK
(SEASON/CAREER)	6/29	1/3	0/2	7/16	2/9

CAREER/SEASON HIGHS

CAREER HIGH	CATEGORY	SEASON HIGH
39 at Oakland (1/25/20)	PTS	32 vs. Wright State (1/23/2021)
10 at Detroit Mercy (1/23/20)	REB	6 at Northern Kentucky (1/16/2021)
7 vs. The Citadel (12/14/17)	AST	2 - 5x
13 - twice	FG	13 vs. Wright State (1/23/2021)
24 - twice	FGA	21 at Northern Kentucky (1/15/2021)
10 at Liberty (1/23/18)	3FG	6 at Northern Kentucky (1/15/2021)
16 at Liberty (1/23/18)	3FGA	8 - twice
9 - twice	FT	5 vs. Wright State (1/23/2021)
13 vs. Milwaukee (2/8/2020)	FTA	7 vs. Tennessee St. (12/12/2020)
6 at Northern Kentucky (1/16/2021)	STL	6 at Northern Kentucky (1/16/2021)
2 - twice	BLK	2 vs. Cleveland St. (1/1/2021)
44 at Oakland (1/25/20)	MIN	38 at Northern Kentucky (1/16/2021)

GAME-BY-GAME

Opponent	MIN	FG	3FG	FT	O-D-T	PF	A	TO	B	S	PTS
Tennessee St.*	36	6-15	2-6	4-7	0-4-4	1	2	1	1	2	18
Cleveland St.*	37	8-15	1-6	1-2	0-2-2	2	2	1	2	2	18
Cleveland St.*	33	5-12	1-6	4-4	0-2-2	4	0	6	0	3	15
at Milwaukee*	32	3-17	1-8	2-2	0-2-2	2	2	2	0	3	9
at Milwaukee*	27	6-14	3-8	0-0	0-2-2	4	2	4	0	1	15
at Northern Ky.*	35	10-21	6-7	1-3	1-1-2	2	2	3	0	2	27
at Northern Ky.*	38	9-15	3-6	2-3	2-4-6	4	1	5	0	6	23
Wright St.	17	6-9	1-3	1-1	0-2-2	0	1	1	0	1	14
Wright St.*	32	13-20	1-3	5-5	1-4-5	2	1	1	1	3	32
Milwaukee											
Milwaukee											
at Green Bay											
at Green Bay											
UIC											
UIC											
at Y'town St.											
at Y'town St.											
HL 1st Round											
HL 2nd Round											
HL Semis											
HL Finals											

* denotes starter

CAREER STATS

Season	GP-GS	MIN-Avg	FG	Pct.	3FG	Pct.	FT	Pct.
2016-17*	36-12	754-20.9	96-224	.429	67-167	.401	29-37	.784
2017-18*	33-32	1050-31.8	173-353	.490	91-226	.403	51-60	.850
2019-20	32-32	1116-34.9	237-548	.432	93-241	.386	115-147	.782
2020-21	9-8	287-31.9	66-138	.478	19-53	.358	20-27	.741
TOTALS	41-40	1403-34.2	303-686	.442	112-294	.381	135-174	.776

REBOUNDS

Season	O-D-REB-AVG.	PF-DQ	AST	TO	BLK	STL	PTS-PPG
2016-17*	9-78-87-2.4	51-0	28	25	3	17	288-8.0
2017-18*	19-100-119-3.6	58-1	38	45	8	42	488-14.8
2019-20	18-92-110-3.4	88-2	62	77	8	37	682-21.3
2020-21	4-23-27-3.0	21-0	13	24	4	23	171-19.0
TOTALS	22-115-137-3.3	109-2	75	101	12	60	853-20.8

*at Campbell | TOTALS only reflect IUPUI totals



AMRIT DHALIWAL

(AM-rit) (DOLL-ee-woll)

Sophomore | Guard
6-0 | 175
Modesto, Calif.
Central Catholic (Modesto C.C.)

#15

Birthdate: Dec. 3, 1998 (age 22)
Major: Political Science

QUICK NOTES

Non-scholarship addition who intends on joining the team for the second semester... played last season at Modesto (Calif.) J.C. where he averaged a team-high 13.9 points and 2.8 assists per game... hit a team-high 61 threes and had five games of 20 or more... spent the 2018-2019 season at Fresno State, where he redshirted the season... won a 2017 CIF State Championship at Central Catholic (Calif.) High School, helping his squad to a 26-8 overall record... sixth IUPUI player in school history from California and first since Khufu Najee.

FAST NUMBERS

		SEASON		CAREER		
DOUBLE DIGIT SCORING GAMES:		0		0		
GAMES STARTED:		0		0		
TIMES HE'S LED THE TEAM IN:		PTS	REB	AST	STL	BLK
(SEASON/CAREER)		0/0	0/0	0/0	0/0	0/0

CAREER/SEASON HIGHS

CAREER HIGH	CATEGORY	SEASON HIGH
---	PTS	---
---	REB	---
---	AST	---
---	FG	---
---	FGA	---
---	3FG	---
---	3FGA	---
---	FT	---
---	FTA	---
---	STL	---
---	BLK	---
---	MIN	---

GAME-BY-GAME

Opponent	MIN	FG	3FG	FT	O-D-T	PF	A	TO	B	S	PTS
Tennessee St.					did not play						
Cleveland St.					did not play						
Cleveland St.					did not play						
at Milwaukee					did not play						
at Milwaukee					did not play						
at Northern Ky.					did not play						
at Northern Ky.					did not play						
Wright St.					did not play						
Wright St.					did not play						
Milwaukee											
Milwaukee											
at Green Bay											
at Green Bay											
UIC											
UIC											
at Y'town St.											
at Y'town St.											
HL 1st Round											
HL 2nd Round											
HL Semis											
HL Finals											

* denotes starter


CAREER STATS

Season	GP-GS	MIN-Avg	FG	Pct.	3FG	Pct.	FT	Pct.
2020-21	0-0	0-0.0	0-0	.000	0-0	.000	0-0	.000
TOTALS	0-0	0-0.0	0-0	.000	0-0	.000	0-0	.000

REBOUNDS

Season	O-D-REB-AVG.	PF-DQ	AST	TO	BLK	STL	PTS-PPG
2020-21	0-0-0-0.0	0-0	0	0	0	0	0-0.0
TOTALS	0-0-0-0.0	0-0	0	0	0	0	0-0.0

PLAYER BIOS



SAWYER STOLTZ

#20

Sophomore | Forward
6-9 | 200
Huntington, Ind.
Huntington North

Birthdate: May 3, 2000 (age 20)
Major: Undeclared

QUICK NOTES

Non-scholarship addition to the team played three seasons at Huntington North where he was an HM All-State honoree following a senior year in which he averaged 13.2 points and 5.8 rebounds per game... was a 2nd team Northeast 8 Conference (NE8) honoree... played AAU basketball for Indiana Elite.

FAST NUMBERS

		SEASON		CAREER		
DOUBLE DIGIT SCORING GAMES:		0		0		
GAMES STARTED:		0		0		
TIMES HE'S LED THE TEAM IN:		PTS	REB	AST	STL	BLK
(SEASON/CAREER)		0/0	0/0	0/0	0/0	1/2

CAREER/SEASON HIGHS

CAREER HIGH	CATEGORY	SEASON HIGH
---	PTS	---
2 - twice	REB	2 vs. Wright State (1/22/2021)
1 - 3x	AST	1 - twice
---	FG	---
1 - 4x	FGA	1 - twice
---	3FG	---
---	3FGA	---
---	FT	---
2 vs. Wright State (1/22/2021)	FTA	2 vs. Wright State (1/22/2021)
1 vs. Wright State (1/23/2021)	STL	1 vs. Wright State (1/23/2021)
1 - twice	BLK	1 vs. Wright State (1/22/2021)
9 at UIC (3/3/2020)	MIN	6 vs. Wright State (1/22/2021)

GAME-BY-GAME

Opponent	MIN	FG	3FG	FT	O-D-T	PF	A	TO	B	S	PTS
Tennessee St.	2	0-1	0-0	0-0	1-0-1	1	0	0	0	0	0
Cleveland St.	3	0-1	0-0	0-0	0-1-1	0	1	0	0	0	0
Cleveland St.					did not play						
at Milwaukee	4	0-0	0-0	0-0	0-0-0	0	0	0	0	0	0
at Milwaukee					did not play						
at Northern Ky.					did not play						
at Northern Ky.					did not play						
Wright St.	6	0-0	0-0	0-2	1-1-2	0	0	0	1	0	0
Wright St.	4	0-0	0-0	0-0	0-0-0	1	1	0	0	1	0
Milwaukee											
Milwaukee											
at Green Bay											
at Green Bay											
UIC											
UIC											
at Y'town St.											
at Y'town St.											
HL 1st Round											
HL 2nd Round											
HL Semis											
HL Finals											


* denotes starter

CAREER STATS

Season	GP-GS	MIN-Avg	FG	Pct.	3FG	Pct.	FT	Pct.
2019-20	10-0	31-3.1	0-2	.000	0-0	.000	0-0	.000
2020-21	5-0	19-3.8	0-2	.000	0-0	.000	0-2	.000
TOTALS	15-0	50-3.3	0-4	.000	0-0	.000	0-2	.000

REBOUNDS

Season	O-D-REB-AVG.	PF-DQ	AST	TO	BLK	STL	PTS-PPG
2019-20	1-4-5-0.5	5-0	1	3	1	0	0-0.0
2020-21	2-2-4-0.8	2-0	2	0	1	1	0-0.0
TOTALS	3-6-9-0.6	7-0	3	3	2	1	0-0.0



DIMITRI GEORGIADIS

(jor-gee-ODD-diss)

#23

Junior | Forward
6-9 | 245

Richmond, Va.
Benedictine College Prep (State Fair C.C.)

Birthdate: May 19, 1999 (age 21)
Major: Communication Studies

QUICK NOTES

Known as Meech by teammates... transfer from State Fair C.C. played in 27 games, making 17 starts and was a teammate of Nathan McClure... averaged 3.9 points, 5.9 rebounds per game while shooting 42% from the floor... led the team in blocked shots (20)... played his freshman season at The Citadel (6 games total)... first language is Romanian... father Basil was a collegiate swimmer at Lawrence University and mother Gabriela played college basketball at Transylvania University in Romania... played for the Romanian U18 National Team in 2017... just second-ever IUPUI player from Virginia (Matt Crenshaw).

FAST NUMBERS

FIRST ROUNDERS						
		SEASON		CAREER		
DOUBLE DIGIT SCORING GAMES:		0		0		
GAMES STARTED:		0		0		
TIMES HE'S LED THE TEAM IN:		PTS	REB	AST	STL	BLK
(SEASON/CAREER)		0/0	0/0	0/0	0/0	0/0

CAREER/SEASON HIGHS

CAREER HIGH	CATEGORY	SEASON HIGH
5 vs. Johnson (Fla.) (11/14/18)	PTS	2 vs. Tennessee St. (12/12/2020)
3 vs. Mid-Atlantic Christian (11/12/18)	REB	2 vs. Tennessee St. (12/12/2020)
1 at Texas (11/16/18)	AST	---
2 - twice	FG	---
3 - 2x	FGA	1 vs. Wright State (1/22/2021)
---	3FG	---
---	3FGA	---
2 vs. Tennessee St. (12/12/2020)	FT	2 vs. Tennessee St. (12/12/2020)
2 vs. Tennessee St. (12/12/2020)	FTA	2 vs. Tennessee St. (12/12/2020)
3 vs. Johnson (Fla.) (11/14/18)	STL	---
1 vs. Tennessee St. (12/12/2020)	BLK	1 vs. Tennessee St. (12/12/2020)
10 vs. Mid-Atlantic Christian (11/12/18)	MIN	5 vs. Wright State (1/22/2021)

GAME-BY-GAME

Opponent	MIN	FG	3FG	FT	O-D-T	PF	A	TO	B	S	PTS
Tennessee St.	4	0-0	0-0	2-2	0-2-2	1	0	1	1	0	2
Cleveland St.	1	0-0	0-0	0-0	0-0-0	0	0	0	0	0	0
Cleveland St.					did not play						
at Milwaukee	4	0-0	0-0	0-0	0-1-1	1	0	0	0	0	0
at Milwaukee	2	0-0	0-0	0-0	0-0-0	1	0	1	0	0	0
at Northern Ky.	2	0-0	0-0	0-0	0-0-0	0	0	0	0	0	0
at Northern Ky.					did not play						
Wright St.	5	0-1	0-0	0-0	1-0-1	3	0	0	0	0	0
Wright St.	6	0-0	0-0	0-0	0-0-0	0	0	0	0	0	0
Milwaukee											
Milwaukee											
at Green Bay											
at Green Bay											
UIC											
UIC											
at Y'town St.											
at Y'town St.											
HL 1st Round											
HL 2nd Round											
HL Semis											
HL Finals											

* denotes starter

CAREER STATS

Season	GP-GS	MIN-Avg	FG	Pct.	3FG	Pct.	FT	Pct.
2018-19*	6-0	27-4.5	4-7	.571	0-0	.000	1-1	1.000
2020-21	7-0	24-3.4	0-1	.000	0-0	.000	2-2	1.000
TOTALS	7-0	24-3.4	0-1	.000	0-0	.000	2-2	1.000

REBOUNDS

Season	O-D-REB-AVG.	PF-DQ	AST	TO	BLK	STL	PTS-PPG
2018-19*	2-3-5-0.8	2-0	1	1	0	3	9-1.5
2020-21	1-3-4-0.6	6-0	0	2	1	0	2-0.3
TOTALS	1-3-4-0.6	6-0	0	2	1	0	2-0.3

*at The Citadel / TOTALS only reflect IUPUI totals

PLAYER BIOS



JONAH CARRASCO
(cuh-RASS-ko) **#24**
Junior | Forward
6-9 | 220
Wichita, Kan.
Wichita North (Otero J.C.)

Birthdate: Jan. 19, 1999 (age 22)
Major: General Studies

QUICK NOTES

Started all 32 games at Otero (Colo.) College last season, averaging 5.7 points and 4.0 rebounds per game while helping the Rattlers to a 25-7 record... played his freshman year at Navarro J.C. where he was a 3rd Team NJCAA Academic All-American... played in 18 games that season, averaging 2.5 points and 1.8 rebounds per game... was a standout at Wichita North (Kan.) High School before playing a postgraduate season at Next Level Prep (Kan.)... he is IUPUI's first-ever player from the state of Kansas.

FAST NUMBERS

	SEASON	CAREER
DOUBLE DIGIT SCORING GAMES:	0	0
GAMES STARTED:	0	0
DUNKS:	1	1

TIMES HE'S LED THE TEAM IN:	PTS	REB	AST	STL	BLK
(SEASON/CAREER)	0/0	0/0	0/0	0/0	1/1

CAREER/SEASON HIGHS

CAREER HIGH	CATEGORY	SEASON HIGH
2 - twice	PTS	2 - twice
2 at Milwaukee (1/9/2021)	REB	2 at Milwaukee (1/9/2021)
---	AST	---
1 - twice	FG	1 - twice
1 - 4x	FGA	1 - 4x
---	3FG	---
---	3FGA	---
---	FT	---
1 vs. Tennessee St. (12/12/2020)	FTA	1 vs. Tennessee St. (12/12/2020)
---	STL	---
1 - twice	BLK	1 - twice
7 - twice	MIN	7 - twice

GAME-BY-GAME

Opponent	MIN	FG	3FG	FT	O-D-T	PF	A	TO	B	S	PTS
Tennessee St.	3	1-1	0-0	0-1	1-0-1	1	0	0	1	0	2
Cleveland St.	7	1-1	0-0	0-0	0-0-0	1	0	2	0	0	2
Cleveland St.	7	0-0	0-0	0-0	0-0-0	0	0	2	0	0	0
at Milwaukee	7	0-0	0-0	0-0	0-0-0	2	0	0	0	0	0
at Milwaukee	3	0-0	0-0	0-0	0-2-2	0	0	0	1	0	0
at Northern Ky.	2	0-1	0-0	0-0	0-0-0	0	0	0	0	0	0
at Northern Ky.	1	0-0	0-0	0-0	0-0-0	0	0	1	0	0	0
Wright St.	5	0-1	0-0	0-0	1-0-1	1	0	0	0	0	0
Wright St.	2	0-0	0-0	0-0	0-0-0	0	0	1	0	0	0
Milwaukee											
Milwaukee											
at Green Bay											
at Green Bay											
UIC											
UIC											
at Y'town St.											
at Y'town St.											
HL 1st Round											
HL 2nd Round											
HL Semis											
HL Finals											

* denotes starter

CAREER STATS

Season	GP-GS	MIN-Avg	FG	Pct.	3FG	Pct.	FT	Pct.
2020-21	9-0	37-4.1	2-4	.500	0-0	.000	0-1	.000
TOTALS	9-0	37-4.1	2-4	.500	0-0	.000	0-1	.000

REBOUNDS

Season	O-D-REB-AVG.	PF-DQ	AST	TO	BLK	STL	PTS-PPG
2020-21	2-2-4-0.4	5-0	0	6	2	0	4-0.4
TOTALS	2-2-4-0.4	5-0	0	6	2	0	4-0.4



ELYJAH GOSS
(same as Elijah) **#32**
Senior | Forward
6-7 | 215
Bolingbrook, Ill.
Plainfield East

Birthdate: April 28, 1998 (age 22)
Major: Nutrition/Sport Tourism Certificate

QUICK NOTES

2020 Horizon League All-Defensive Team selection... 2020-21 team captain... set a school record with 369 rebounds last season and is on pace to become the program's all-time leader in rebounds... owns six career games of 17 boards or more, including having grabbed a school record 21 in a game last year... owns 35 career double-digit rebound games and 17 double-doubles... tied IUPUI's D1 record with 12 double-doubles last season... already earned his degree in Sports Management and is now pursuing certificates in nutrition and sport tourism... named to the NABC Honors Court last season.

FAST NUMBERS

	SEASON	CAREER
DOUBLE DIGIT SCORING GAMES:	2	26
20+ POINT SCORING GAMES:	0	1
DOUBLE DIGIT REBOUNDING GAMES:	5	35
DOUBLE-DOUBLES:	2	17
GAMES STARTED:	9	43
DUNKS:	3	69

TIMES HE'S LED THE TEAM IN:	PTS	REB	AST	STL	BLK
(SEASON/CAREER)	0/1	7/51	0/3	1/13	1/34

CAREER/SEASON HIGHS

CAREER HIGH	CATEGORY	SEASON HIGH
23 vs. Detroit Mercy (2/29/20)	PTS	12 vs. Cleveland St. (1/1/2021)
21 vs. IU South Bend (12/10/19)	REB	16 vs. Tennessee St. (12/12/2020)
4 at Oakland (1/25/20)	AST	2 at Northern Kentucky (1/15/2021)
11 vs. Detroit Mercy (2/29/20)	FG	4 - 3x
15 vs. Detroit Mercy (2/29/20)	FGA	8 at Northern Kentucky (1/16/2021)
2 at Boston College (11/14/18)	3FG	---
3 - 4x	3FGA	1 vs. Tennessee St. (12/12/2020)
6 vs. Cleveland State (1/10/19)	FT	5 vs. Tennessee St. (12/12/2020)
10 vs. Youngstown State (12/28/19)	FTA	6 vs. Tennessee St. (12/12/2020)
3 vs. Cleveland St. (1/2/2021)	STL	3 vs. Cleveland St. (1/2/2021)
6 at Milwaukee (1/3/20)	BLK	3 vs. Tennessee St. (12/12/2020)
40 - twice	MIN	38 - 3x

GAME-BY-GAME

Opponent	MIN	FG	3FG	FT	O-D-T	PF	A	TO	B	S	PTS
Tennessee St.*	28	1-5	0-1	5-6	3-13-16	3	1	2	3	0	7
Cleveland St.*	38	4-7	0-0	4-5	3-9-12	3	1	4	0	1	12
Cleveland St.*	38	4-5	0-0	1-2	3-7-10	1	1	0	0	3	9
at Milwaukee*	29	3-6	0-0	2-5	1-7-8	3	1	2	0	0	8
at Milwaukee*	33	4-7	0-0	2-4	1-12-13	1	0	3	0	1	10
at Northern Ky.*	33	2-7	0-0	1-2	5-2-7	2	2	1	0	0	5
at Northern Ky.*	38	3-8	0-0	0-2	2-3-5	2	0	0	0	1	6
Wright St.*	23	3-6	0-0	0-0	1-6-7	3	0	1	0	0	6
Wright St.*	26	1-6	0-0	2-2	2-8-10	4	1	1	0	0	4
Milwaukee											
Milwaukee											
at Green Bay											
at Green Bay											
UIC											
UIC											
at Y'town St.											
at Y'town St.											
HL 1st Round											
HL 2nd Round											
HL Semis											
HL Finals											

* denotes starter

CAREER STATS

Season	GP-GS	MIN-Avg	FG	Pct.	3FG	Pct.	FT	Pct.
2017-18	30-0	414-13.8	41-93	.441	4-13	.308	22-29	.759
2018-19	31-25	710-22.9	79-150	.527	7-24	.292	46-65	.708
2019-20	32-29	995-31.1	116-238	.487	1-16	.063	58-104	.558
2020-21	9-9	286-31.8	25-57	.439	0-1	.000	17-28	.607
TOTALS	102-63	2405-23.6	261-538	.485	12-54	.222	143-226	.633

REBOUNDS

Season	O-D-REB-AVG.	PF-DQ	AST	TO	BLK	STL	PTS-PPG
2017-18	38-68-106-3.5	46-0	12	20	11	12	108-3.6
2018-19	61-135-196-6.3	51-0	23	28	24	19	211-6.8
2019-20	123-246-369-11.5	82-2	28	50	33	16	291-9.1
2020-21	21-67-88-9.8	22-0	7	14	3	6	67-7.4
TOTALS	243-516-759-7.4	201-2	70	112	71	53	677-6.6

PLAYER BIOS



DIMITAR PANDEV

(DIM-ee-tar) (PAN-dev)

#33

Junior | Forward

6-10 | 225

Strumica, Macedonia

The Skill Factory (Clarendon College)

Birthdate: Oct. 9, 1997 (age 23)

Major: General Studies

QUICK NOTES

Nicknamed Panda by teammates... final addition to the Jaguars' recruiting class this past season... transferred to IUPUI from Clarendon (Texas) College where he averaged 3.5 points and 4.0 rebounds per game... played his freshman year at Salt Lake (Utah) C.C.... played for U20 North Macedonia in the U20 European Championships during the 2017-18 international season... later played for the Atlanta-based The Skill Factory upon coming to the U.S.... just the third European to play for the Jags, joining Petar Macura (Croatia) and Michal Vavrek (Slovakia).

FAST NUMBERS

	SEASON		CAREER		
DOUBLE DIGIT SCORING GAMES:	0		0		
GAMES STARTED:	3		3		
TIMES HE'S LED THE TEAM IN:	PTS	REB	AST	STL	BLK
(SEASON/CAREER)	0/0	0/0	0/0	0/0	1/1

CAREER/SEASON HIGHS

CAREER HIGH	CATEGORY	SEASON HIGH
5 vs. Tennessee St. (12/12/2020)	PTS	5 vs. Tennessee St. (12/12/2020)
6 vs. Cleveland St. (1/1/2021)	REB	6 vs. Cleveland St. (1/1/2021)
3 vs. Cleveland St. (1/2/2021)	AST	3 vs. Cleveland St. (1/2/2021)
2 vs. Tennessee St. (12/12/2020)	FG	2 vs. Tennessee St. (12/12/2020)
7 vs. Tennessee St. (12/12/2020)	FGA	7 vs. Tennessee St. (12/12/2020)
1 - twice	3FG	1 - twice
3 vs. Cleveland St. (1/1/2021)	3FGA	3 vs. Cleveland St. (1/1/2021)
1 at Milwaukee (1/8/2021)	FT	1 at Milwaukee (1/8/2021)
2 vs. Cleveland St. (1/1/2021)	FTA	2 vs. Cleveland St. (1/1/2021)
1 vs. Cleveland St. (1/2/2021)	STL	1 vs. Cleveland St. (1/2/2021)
1 vs. Cleveland St. (1/2/2021)	BLK	1 vs. Cleveland St. (1/2/2021)
16 vs. Cleveland St. (1/2/2021)	MIN	16 vs. Cleveland St. (1/2/2021)

GAME-BY-GAME

Opponent	MIN	FG	3FG	FT	O-D-T	PF	A	TO	B	S	PTS
Tennessee St.*	15	2-7	1-2	0-0	1-2-3	2	1	1	0	0	5
Cleveland St.*	15	0-4	0-3	0-2	2-4-6	1	0	1	0	0	0
Cleveland St.*	16	0-4	0-2	0-0	0-1-1	0	3	1	1	1	0
at Milwaukee	5	1-1	0-0	1-1	1-1-2	0	0	0	0	0	3
at Milwaukee	5	1-1	1-1	0-0	0-0-0	2	0	1	0	0	3
at Northern Ky.	3	0-0	0-0	0-0	0-0-0	0	0	0	0	0	0
at Northern Ky.	1	0-0	0-0	0-0	1-0-1	0	0	0	0	0	0
Wright St.					did not play						
Wright St.					did not play						
Milwaukee											
Milwaukee											
at Green Bay											
at Green Bay											
UIC											
UIC											
at Y'town St.											
at Y'town St.											
HL 1st Round											
HL 2nd Round											
HL Semis											
HL Finals											

* denotes starter

CAREER STATS

Season	GP-GS	MIN-Avg	FG	Pct.	3FG	Pct.	FT	Pct.
2020-21	7-3	60-8.6	4-17	.235	2-8	.250	1-3	.333
TOTALS	7-3	60-8.6	4-17	.235	2-8	.250	1-3	.333

REBOUNDS

Season	O-D-REB-AVG.	PF-DQ	AST	TO	BLK	STL	PTS-PPG
2020-21	5-8-13-1.9	5-0	4	4	1	1	11-1.6
TOTALS	5-8-13-1.9	5-0	4	4	1	1	11-1.6



ACTON SHIRLEY

#50

Junior | Center

7-0 | 260

Zebulon, Ga.

Pike County (Saddleback College)

Birthdate: May 3, 2000 (age 20)

Major: General Studies

QUICK NOTES

Third 7-footer in IUPUI history (Bill Van Senus & Ahmed Ismail)... joined Jags from Saddleback (Calif.) College where he averaged 4.0 points and 1.7 rebounds per game and shot 76% from the floor and 84% from the line last season... redshirted as a freshman at Gardner-Webb in 2017-18 before playing a season at North Georgia in 2018-19... starred at Pike County High School in Zebulon, Ga. (50 miles south of Atlanta) where he competed in basketball, wrestling and track & field... named Class 3A South All-State as a senior... third IUPUI player ever from Georgia (Mike Lunday & D.A. Harvey)

FAST NUMBERS

	SEASON	CAREER			
DOUBLE DIGIT SCORING GAMES:	0	0			
GAMES STARTED:	0	0			
DUNKS:	1	1			
TIMES HE'S LED THE TEAM IN:	PTS	REB	AST	STL	BLK
(SEASON/CAREER)	0/0	0/0	0/0	0/0	1/1

CAREER/SEASON HIGHS

CAREER HIGH	CATEGORY	SEASON HIGH
2 - 3x	PTS	2 - 3x
1 - twice	REB	1 - twice
1 vs. Cleveland St. (1/1/2021)	AST	1 vs. Cleveland St. (1/1/2021)
1 - 3x	FG	1 - 3x
3 vs. Wright State (1/22/2021)	FGA	3 vs. Wright State (1/22/2021)
---	3FG	---
---	3FGA	---
---	FT	---
---	FTA	---
---	STL	---
1 vs. Cleveland St. (1/2/2021)	BLK	1 vs. Cleveland St. (1/2/2021)
7 at Milwaukee (1/8/2021)	MIN	7 at Milwaukee (1/8/2021)

GAME-BY-GAME

Opponent	MIN	FG	3FG	FT	O-D-T	PF	A	TO	B	S	PTS
Tennessee St.	3	0-0	0-0	0-0	0-0-0	2	0	0	0	0	0
Cleveland St.	2	0-0	0-0	0-0	0-0-0	0	1	0	0	0	0
Cleveland St.	2	1-2	0-0	0-0	0-0-0	1	0	0	1	0	2
at Milwaukee	7	1-1	0-0	0-0	1-0-1	3	0	1	0	0	2
at Milwaukee	2	0-0	0-0	0-0	0-0-0	0	0	0	0	0	0
at Northern Ky.					did not play						
at Northern Ky.					did not play						
Wright St.	4	1-3	0-0	0-0	1-0-1	3	0	0	0	0	2
Wright St.	2	0-1	0-0	0-0	0-0-0	0	0	0	0	0	0
Milwaukee											
Milwaukee											
at Green Bay											
at Green Bay											
UIC											
UIC											
at Y'town St.											
at Y'town St.											
HL 1st Round											
HL 2nd Round											
HL Semis											
HL Finals											

* denotes starter

CAREER STATS

Season	GP-GS	MIN-Avg	FG	Pct.	3FG	Pct.	FT	Pct.
2020-21	7-0	22-3.1	3-7	.429	0-0	.000	0-0	.000
TOTALS	7-0	22-3.1	3-7	.429	0-0	.000	0-0	.000

REBOUNDS

Season	O-D-REB-AVG.	PF-DQ	AST	TO	BLK	STL	PTS-PPG
2020-21	2-0-2-0.3	9-0	1	1	1	0	6-0.9
TOTALS	2-0-2-0.3	9-0	1	1	1	0	6-0.9

RECORD BOOKS

CAREER RECORDS

Scoring

Rk.	Pts	Name	Year(s)
1.	2,556	Carlos Knox	1994-98
2.	2,454	Aldray Gibson	1983-87
3.	2,286	Alex Young	2008-12
4.	1,928	Jesse Bingham	1985-89
5.	1,619	George Hill	2004-08
6.	1,558	Jared Lux	1992-95
7.	1,464	Leroy Nobles	2007-11
8.	1,447	Kim King	1978-83
9.	1,395	Todd Schabel	1985-89
10.	1,373	Ron Angevine	1979-83
11.	1,340	Don Carlisle	1997-01
12.	1,319	Brandon Cole	2002-06
13.	1,250	Jaylen Minnett	2017-pr.
14.	1,247	Eric McKay	1982-85
15.	1,182	Charles Price	1997-02
16.	1,170	Odell Bradley	2002-04
17.	1,134	Greg Wright	1987-90
18.	1,131	Robert Glenn	2008-10
19.	1,127	Jeff Roach	1985-88
20.	1,123	Martin Reedus	1987-90
21.	1,103	Bob Woodford	1973-77
22.	1,049	Chad Pate	1991-93
23.	1,042	Darell Combs	2015-17
24.	1,014	Jon Avery	2006-10
--	853	Marcus Burk	2019-pr.

Three Point Field Goals Made

Rk.	3FG	Name	Year(s)
1.	262	Jaylen Minnett	2017-pres.
2.	238	Brandon Cole	2002-06
3.	215	Rodney Thomas	1996-00
4.	208	Carlos Knox	1994-98
5.	202	Alex Young	2008-12
6.	196	Gary Patterson	2006-09
7.	186	Leroy Nobles	2007-11
	186	Akeem Clark	2003-05

Three Point Field Goals Attempted

Rk.	3FGA	Name	Year(s)
1.	743	Jaylen Minnett	2017-pres.
2.	673	Brandon Cole	2002-06
3.	576	Alex Young	2008-12
4.	499	Carlos Knox	1994-98
5.	490	Akeem Clark	2003-05
6.	468	Leroy Nobles	2007-11
7.	459	Gary Patterson	2006-09

Rebounds

Rk.	Reb	Name	Year(s)
1.	769	Don Carlisle	1997-01
2.	759	Elyjah Goss	2017-pr.
3.	703	Brandon Cole	2002-06
	703	Jesse Bingham	1985-89
5.	688	Charles Price	1997-02
6.	668	Alex Young	2008-12
7.	639	Tony Long	1987-91
8.	632	Billy Pettiford	2006-10
9.	623	Eric McKay	1982-85
10.	602	Evan Hall	2014-19

Blocked Shots

Rk.	Blk	Name	Year(s)
1.	165	Charles Price	1997-02
2.	118	David Dickey	1994-98
3.	100	Robert Glenn	2008-10
4.	93	Evan Hall	2014-19
5.	89	Alex Young	2008-12
6.	88	Mitch Patton	2010-14
7.	83	Billy Pettiford	2006-10
8.	82	Jon Avery	2006-10
t-9.	71	Elyjah Goss	2017-pr.
t-9.	71	Angelo Smith	2005-07
11.	66	Marcellus Barksdale	2011-16
t-12.	64	James Booyer	2003-05
t-12.	64	Don Carlisle	1997-01
t-12.	64	Anthony Winburn	1995-97

SINGLE SEASON RECORDS

Total Rebounds

Rk.	Reb	Name	Year
1.	369	Elyjah Goss	2019-20
2.	337	Dale Taylor	1975-76
3.	294	Jesse Bingham	1988-89

Rebound Average

Rk.	RPG	Name	Year
1.	12.48	Dale Taylor	1975-76
2.	11.53	Elyjah Goss	2019-20
3.	9.35	Dale Taylor	1976-77
4.	8.94	Eric McKay	1983-84
5.	8.76	Anthony Winburn	1995-96

Double-Doubles (D1 era only)

Rk.	DD	Name	Year
1.	12	Elyjah Goss	2019-20
	12	Odell Bradley	2003-04
3.	10	Josh Murray	2002-03
4.	9	George Hill	2007-08

Threes Made

Rk.	3FG	Name	Year
1.	115	Jaylen Minnett	2019-20
2.	109	Akeem Clark	2003-04
3.	96	Carlos Knox	1997-98
4.	93	Marcus Burk	2019-20
	93	Gary Patterson	2007-08
6.	90	Camron Justice	2018-19
7.	84	Bryan Buchanan	2001-02
8.	81	Brandon Cole	2005-06
9.	78	Jaylen Minnett	2018-19
10.	77	Akeem Clark	2004-05
	77	Josh Mullins	2002-03

SINGLE GAME RECORDS

Rebounds

Rk.	Reb	Name	Date
1.	21	Elyjah Goss vs. IUSB	12-10-2019
2.	20	Michael Boles vs. IUSB	3-7-1993
	20	Austris Purvlicis vs. IPFW	1-18-1975
4.	19	Lyonell Gaines vs. IUN	12-11-2012
	19	Tony Hawkins vs. Purdue Cal.	1-15-1982
6.	18	Elyjah Goss at UIC	2-22-2020
	18	Elyjah Goss at Oakland	1-25-2020
	18	Elyjah Goss vs. Y'town St.	12-28-2019
	18	Odell Bradley vs. Ball St.	12-20-2003
	18	Rhett Dallas vs. Ind. Tech	1-23-1993
	18	Jesse Bingham vs. Anderson	11-23-1987
	18	Troy Fitts vs. Marian	2-25-1986
12.	17	Elyjah Goss at Green Bay	1-5-2020
	17	Elyjah Goss at Morehead St.	12-4-2019
	17	D.A. Harvey vs. Ind. Tech	11-28-2001
	17	Tony Long vs. S. Indiana	12-10-1989

Blocked Shots

Rk.	Blk	Name	Date
1.	7	John Hester vs. Ind. Tech	1-21-1997
2.	6	Elyjah Goss at Milwaukee	1-3-2020
	6	Charles Price vs. Indiana St.	12-20-2000
	6	Charles Price vs. Wilberforce	11-18-2000
5.	5	16 different times	

Threes Made in a Game

Rk.	3FG	Name	Date
1.	13	Rodney Thomas vs. Wilberforce	2-24-1997
2.	11	Gary Patterson vs. Southern Utah	1-31-2008
3.	9	Gary Patterson vs. Oral Roberts	2-22-2007
	9	Akeem Clark vs. East Tennessee St.	12-27-2003
	9	Carlos Knox vs. Okla. Panhandle St.	1-5-1998
	9	Nick David vs. Virgin Islands	11-22-1997
7.	8	Jaylen Minnett vs. Green Bay	2-6-2020
	8	Marcus Burk at Oakland	1-25-2020
	8	6 other times	

LAST FOUR BOX SCORES

GAME #6 • IUPUI 74, NORTHERN KENTUCKY 69 (HIGHLAND HEIGHTS, KY. - BB&T ARENA)

IUPUI 74 • 2-4,1-4 Horizon

#	Player	Total		3-Ptr		Rebounds			PF	TP	A TO Blk Stl				Min
		FG-FGA	FG-FGA	FT-FTA	FT-FTA	Off Def Tot	Off Def Tot	Off Def Tot			A TO Blk Stl	A TO Blk Stl	A TO Blk Stl	A TO Blk Stl	
32	GOSS, Elyjah	f	2-7	0-0	1-2	5 2 7	2 5 7	2 5 7	2	5	2 1 0 0	33	33	33	33
00	MINNETT, Jaylen	g	5-12	1-6	7-8	0 3 3	2 18	1 4 0 1	3	18	1 4 0 1	35	35	35	35
05	McCLURE, Nathan	g	2-5	0-1	2-4	5 0 5	3 6	1 0 0 3	24	6	1 0 0 3	24	24	24	24
10	DePERSIA, Mike	g	2-4	0-1	2-3	0 5 5	2 6	3 1 0 2	37	6	3 1 0 2	37	37	37	37
14	BURK, Marcus	g	10-21	6-7	1-3	1 1 2	2 27	2 3 0 2	35	27	2 3 0 2	35	35	35	35
02	HARVEY, Bobby	g	3-7	2-3	2-2	2 0 2	4 10	0 0 0 0	16	10	0 0 0 0	16	16	16	16
04	LaSTRAP, Bakari	g	0-0	0-0	0-0	0 0 0	0 0	1 0 0 0	3	0	1 0 0 0	3	3	3	3
12	SEAY, Azariah	g	1-1	0-0	0-0	0 0 0	1 2	2 0 0 2	10	2	2 0 0 2	10	10	10	10
23	GEORGIADIS, Dimitri	g	0-0	0-0	0-0	0 0 0	0 0	0 0 0 0	2	0	0 0 0 0	2	2	2	2
24	CARRASCO, Jonah	g	0-1	0-0	0-0	0 0 0	0 0	0 0 0 0	2	0	0 0 0 0	2	2	2	2
33	PANDEV, Dimitar	g	0-0	0-0	0-0	0 0 0	0 0	0 0 0 0	3	0	0 0 0 0	3	3	3	3
Team						1 4 5		1							
Totals			25-58	9-18	15-22	14 15 29	16 74	12 10 0 10	200						
FG % 1st Half: 9-28		32.1%	2nd half: 16-30		53.3%	Game: 25-58		43.1%	Deadball		Rebounds		4,1		
3FG % 1st Half: 3-9		33.3%	2nd half: 6-9		66.7%	Game: 9-18		50.0%							
FT % 1st Half: 7-12		58.3%	2nd half: 8-10		80.0%	Game: 15-22		68.2%							

Northern Ky. 69 • 5-7,3-4 Horizon

#	Player	Total		3-Ptr		Rebounds			PF	TP	A TO Blk Stl				Min
		FG-FGA	FG-FGA	FT-FTA	FT-FTA	Off Def Tot	Off Def Tot	Off Def Tot			A TO Blk Stl	A TO Blk Stl	A TO Blk Stl	A TO Blk Stl	
04	Adrian Nelson	f	5-5	0-0	1-1	2 5 7	2 11	0 1 0 1	26	11	0 1 0 1	26	26	26	26
00	Trey Robinson	g	3-9	0-4	0-0	1 2 3	2 6	1 3 0 1	31	6	1 3 0 1	31	31	31	31
03	Marques Warrick	g	8-13	4-7	0-1	1 1 2	0 20	2 2 0 0	36	20	2 2 0 0	36	36	36	36
11	Bryson Langdon	g	1-3	0-2	0-2	0 0 0	4 2	4 1 0 0	28	2	4 1 0 0	28	28	28	28
12	Trevon Faulkner	g	6-15	0-5	7-9	3 6 9	2 19	1 4 0 0	34	19	1 4 0 0	34	34	34	34
05	Darius Harding	g	0-1	0-1	0-0	2 0 2	1 0	0 1 0 1	6	0	0 1 0 1	6	6	6	6
10	John Harge	g	0-1	0-0	0-0	0 2 2	0 0	0 0 1 0	10	0	0 0 1 0	10	10	10	10
13	David BÄlhm	g	4-5	2-3	1-3	1 1 2	4 11	1 1 0 0	14	11	1 1 0 0	14	14	14	14
24	Jake Evans	g	0-1	0-1	0-0	1 1 2	2 0	1 1 0 0	12	0	1 1 0 0	12	12	12	12
42	Noah Hupmann	g	0-0	0-0	0-0	0 1 1	0 0	0 0 0 0	3	0	0 0 0 0	3	3	3	3
Team						2 2 4		1							
Totals			27-53	6-23	9-16	13 21 34	17 69	10 15 1 3	200						
FG % 1st Half: 12-27		44.4%	2nd half: 15-26		57.7%	Game: 27-53		50.9%	Deadball		Rebounds		4,1		
3FG % 1st Half: 2-12		16.7%	2nd half: 4-11		36.4%	Game: 6-23		26.1%							
FT % 1st Half: 4-6		66.7%	2nd half: 5-10		50.0%	Game: 9-16		56.3%							

Officials: Austin Johnson,Michael Griffith,Bobby Daw
Technical fouls: IUPUI-None. Northern Ky.-None.
Attendance:

Score by periods	1st	2nd	Total
IUPUI	28	46	74
Northern Ky.	30	39	69

Last FG - IUPUI 2nd-01:09, NKU 2nd-00:07.
Largest lead - IUPUI by 6 2nd-00:19, NKU by 4 1st-17:26.
IUPUI led for 15:18, NKU led for 16:09. Game was tied for 08:33.

Score tied - 15 times.
Lead changed - 11 times.

Points	In	Off	2nd	Fast	Bench
IUPUI	24	12	15	14	12
NKU	32	17	16	0	11

GAME #7 • IUPUI 65, NORTHERN KENTUCKY 63 (HIGHLAND HEIGHTS, KY. - BB&T ARENA)

IUPUI 65 • 3-4,2-4 Horizon

#	Player	Total		3-Ptr		Rebounds			PF	TP	A TO Blk Stl				Min
		FG-FGA	FG-FGA	FT-FTA	FT-FTA	Off Def Tot	Off Def Tot	Off Def Tot			A TO Blk Stl	A TO Blk Stl	A TO Blk Stl	A TO Blk Stl	
32	GOSS, Elyjah	f	3-8	0-0	0-2	2 3 5	2 6	0 0 0 1	38	6	0 0 0 1	38	38	38	38
00	MINNETT, Jaylen	g	7-16	3-11	1-2	1 4 5	1 18	4 1 0 0	37	18	4 1 0 0	37	37	37	37
05	McCLURE, Nathan	g	2-3	1-2	0-0	0 1 1	2 5	0 1 1 0	13	2	0 1 1 0	13	13	13	13
10	DePERSIA, Mike	g	1-3	1-2	1-2	0 0 0	2 4	1 2 1 1	28	2	1 2 1 1	28	28	28	28
14	BURK, Marcus	g	9-15	3-6	2-3	2 4 6	4 23	1 5 0 6	38	23	1 5 0 6	38	38	38	38
02	HARVEY, Bobby	g	1-6	1-4	0-1	1 3 4	3 3	1 2 1 0	27	3	1 2 1 0	27	27	27	27
04	LaSTRAP, Bakari	g	0-0	0-0	0-0	0 0 0	1 0	0 1 0 0	5	0	0 1 0 0	5	5	5	5
12	SEAY, Azariah	g	2-6	2-5	0-0	0 2 2	3 6	1 1 0 0	12	6	1 1 0 0	12	12	12	12
24	CARRASCO, Jonah	g	0-0	0-0	0-0	0 0 0	0 0	0 1 0 0	1	0	0 1 0 0	1	1	1	1
33	PANDEV, Dimitar	g	0-0	0-0	0-0	1 0 1	0 0	0 0 0 0	1	0	0 0 0 0	1	1	1	1
Team						2 3 5		2							
Totals			25-57	11-30	4-10	9 20 29	18 65	8 14 3 8	200						
FG % 1st Half: 12-29		41.4%	2nd half: 13-28		46.4%	Game: 25-57		43.9%	Deadball		Rebounds		2,1		
3FG % 1st Half: 6-19		31.6%	2nd half: 5-11		45.5%	Game: 11-30		36.7%							
FT % 1st Half: 2-3		66.7%	2nd half: 2-7		28.6%	Game: 4-10		40.0%							

Northern Ky. 63 • 5-8,3-5 Horizon

#	Player	Total		3-Ptr		Rebounds			PF	TP	A TO Blk Stl				Min
		FG-FGA	FG-FGA	FT-FTA	FT-FTA	Off Def Tot	Off Def Tot	Off Def Tot			A TO Blk Stl	A TO Blk Stl	A TO Blk Stl	A TO Blk Stl	
04	Adrian Nelson	f	3-4	0-0	1-4	2 11 13	1 7	1 3 1 1	27	7	1 3 1 1	27	27	27	27
00	Trey Robinson	g	1-3	0-0	1-3	0 2 2	1 3	0 2 2 0	27	3	0 2 2 0	27	27	27	27
03	Marques Warrick	g	3-11	1-5	2-2	0 2 2	2 9	1 1 0 0	34	2	1 1 0 0	34	34	34	34
11	Bryson Langdon	g	4-8	1-2	0-1	0 1 1	3 9	1 4 0 1	28	9	1 4 0 1	28	28	28	28
12	Trevon Faulkner	g	4-10	0-0	8-8	2 4 6	2 16	0 4 0 3	32	16	0 4 0 3	32	32	32	32
05	Darius Harding	g	0-1	0-1	0-0	0 1 1	1 0	0 0 0 1	6	0	0 0 0 1	6	6	6	6
10	John Harge	g	2-2	0-0	0-0	1 1 2	0 4	0 0 0 1	12	0	0 0 0 1	12	12	12	12
13	David BÄlhm	g	5-8	1-4	1-1	0 1 1	1 12	1 2 0 0	17	12	1 2 0 0	17	17	17	17
24	Jake Evans	g	1-1	1-1	0-0	0 0 0	0 3	3 2 0 0	16	0	3 2 0 0	16	16	16	16
42	Noah Hupmann	g	0-0	0-0	0-0	0 0 0	1 0	0 0 0 0	1	0	0 0 0 0	1	1	1	1
Team						1 2 3		2							
Totals			23-48	4-13	13-19	6 25 31	12 63	7 18 3 7	200						
FG % 1st Half: 12-28		42.9%	2nd half: 11-20		55.0%	Game: 23-48		47.9%	Deadball		Rebounds		4,2		
3FG % 1st Half: 2-7		28.6%	2nd half: 2-6		33.3%	Game: 4-13		30.8%							
FT % 1st Half: 0-1		0.0%	2nd half: 13-18		72.2%	Game: 13-19		68.4%							

Officials: Austin Jones,Michael Griffith,Bobby Daw
Technical fouls: IUPUI-HARVEY, Bobby. Northern Ky.-None.
Attendance:

Score by periods	1st	2nd	Total
IUPUI	32	33	65
Northern Ky.	26	37	63

Last FG - IUPUI 2nd-00:59, NKU 2nd-00:07.
Largest lead - IUPUI by 6 1st-01:55, NKU by 5 1st-08:25.
IUPUI led for 24:09, NKU led for 08:22. Game was tied for 07:29.

Score tied - 9 times.
Lead changed - 9 times.

Points	In	Off	2nd	Fast	Bench
IUPUI	20	21	19	17	9
NKU	30	20	8	4	19

GAME #8 • WRIGHT ST. 95, IUPUI 65 (INDIANAPOLIS, IND. - INDIANA FARMERS COLISEUM)

Wright St. 95 • 10-4,8-3 Horizon

#	Player	Total		3-Ptr		Rebounds			PF	TP	A TO Blk Stl				Min
---	--------	-------	--	-------	--	----------	--	--	----	----	--------------	--	--	--	-----